



**SNS COLLEGE OF TECHNOLOGY**

**Coimbatore – 35**

**An Autonomous Institution**



Accredited by NBA – AICTE and Accredited by NAAC – UGC with ‘A++’ Grade  
Approved by AICTE, New Delhi & Affiliated to Anna University, Chennai

**DEPARTMENT OF ELECTRONICS AND COMMUNICATION ENGINEERING**

16EC401 / Wireless Communication

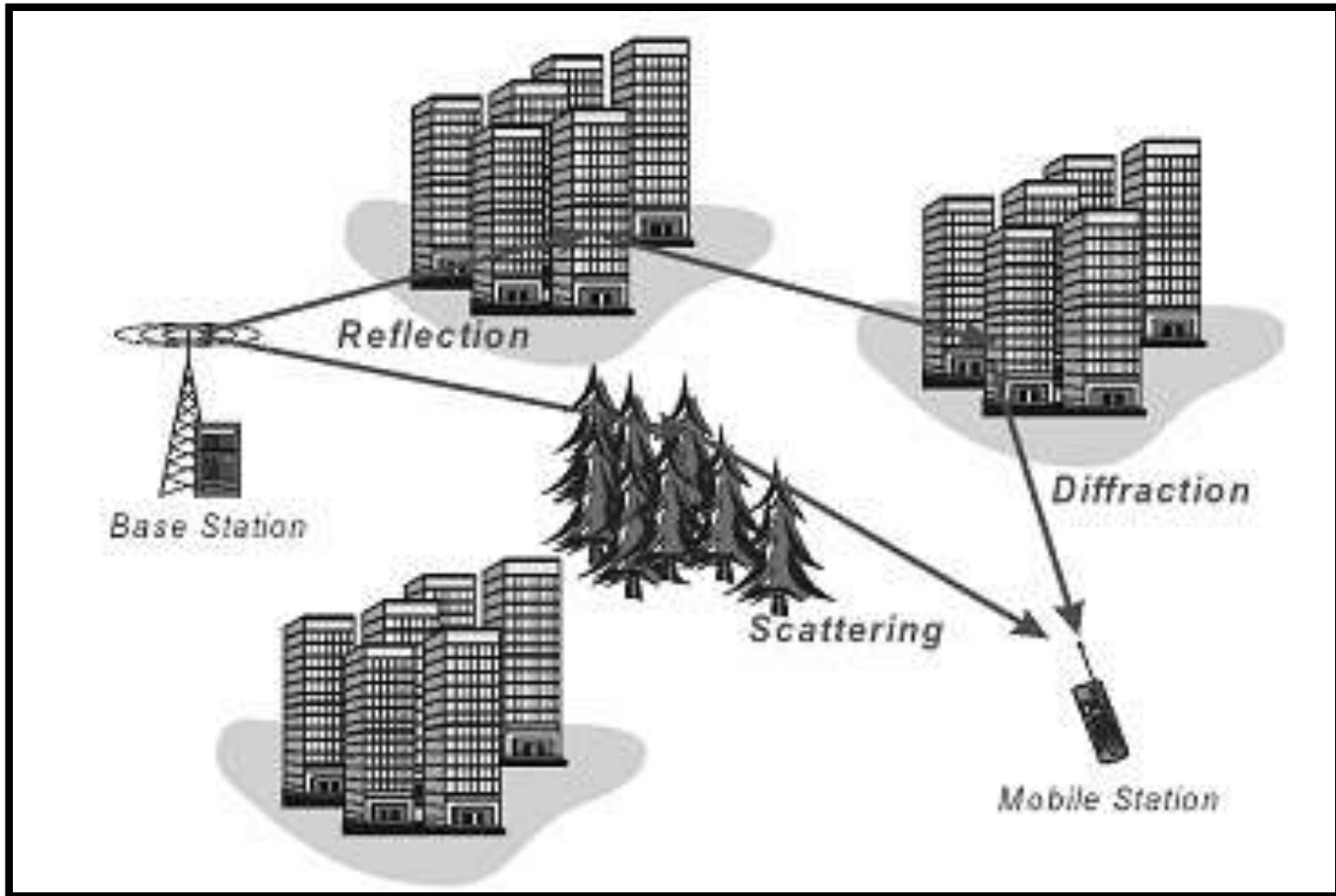
IV ECE/ VII SEMESTER

Unit IV - **MULTIPATH MITIGATION TECHNIQUES**

**Topic 4,5** : Diversity-Micro diversity, Macro diversity



# DIVERSITY TECHNIQUES





# OUTLINE OF PRESENTATION



- Introduction.
- Need of Diversity.
- Classification of Diversity.
- Diversity Techniques.
- Frequency diversity.
- Time Diversity.



# INTRODUCTION



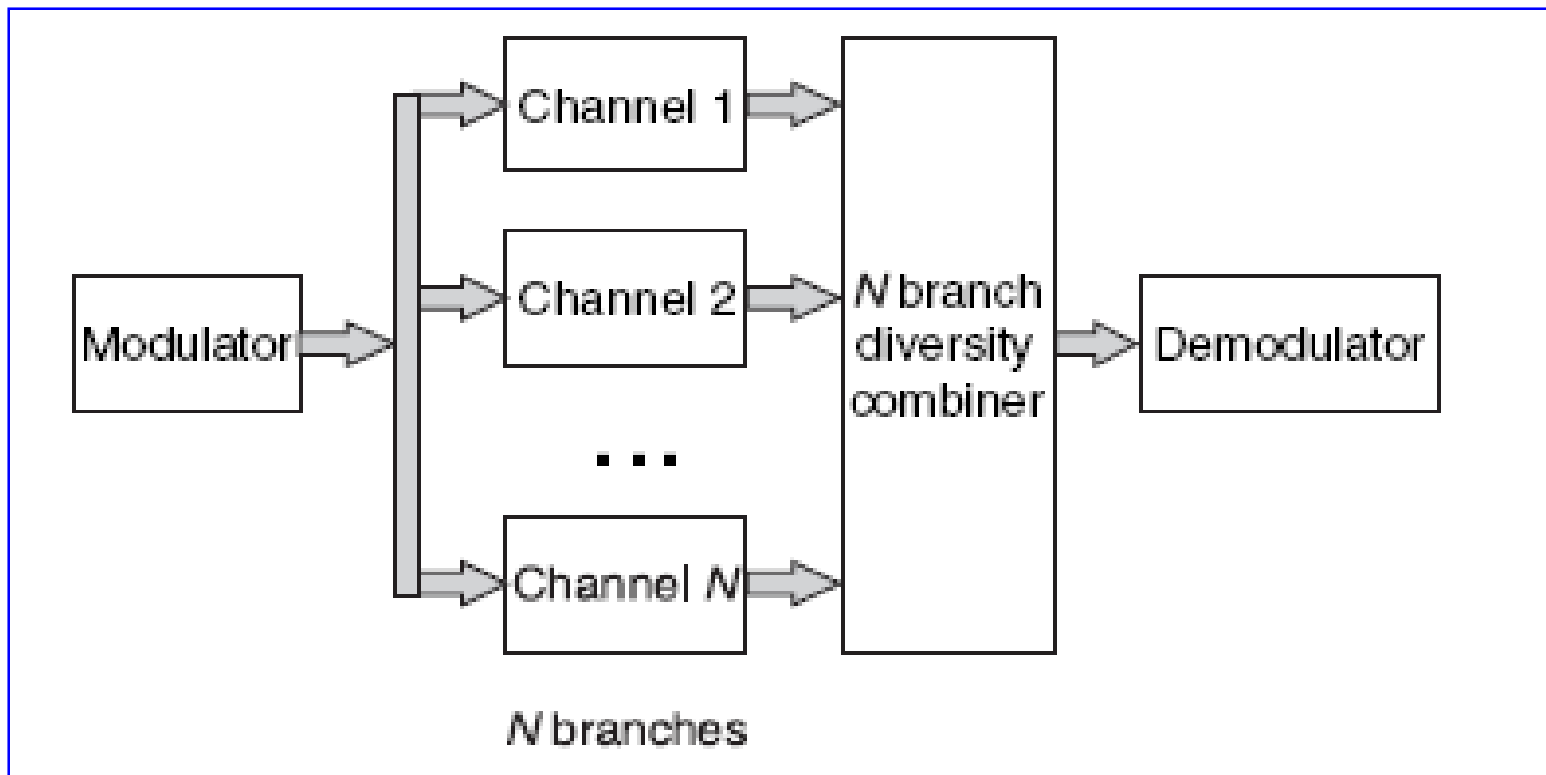
- **Diversity-** is a powerful communication technique that provides wireless link improvements at relatively low cost.
- Diversity exploits the random nature of radio propagation by finding independent signal path for communication.
- These independent paths are highly uncorrelated.



# NEED OF DIVERSITY



- ▶ If one radio path undergoes a deep fade another independent path may have a strong signal.





# DIVERSITY- IMPORTANT CRITERIA



Two criteria are necessary to obtain a high degree of improvement from a diversity system are :

- ❖ First, the fading in individual branches should have low cross-correlation or highly uncorrelated.
- ❖ Second, the mean power available from each branch should be almost equal.



# CLASSIFICATION OF DIVERSITY



- **Macro diversity:** provides a method to mitigate the effects of shadowing , as in case of Large scale fading.
- **Micro diversity:** provides a method to mitigate the effects of multi-path fading as in case of small scale fading.



# MACRO DIVERSITY

- Large scale fading is caused by shadowing due to the presence of fixed obstacles in the radio path
- Long term fading can be mitigated by macroscopic diversity (apply on separated antenna sites) like the diversity using two base stations

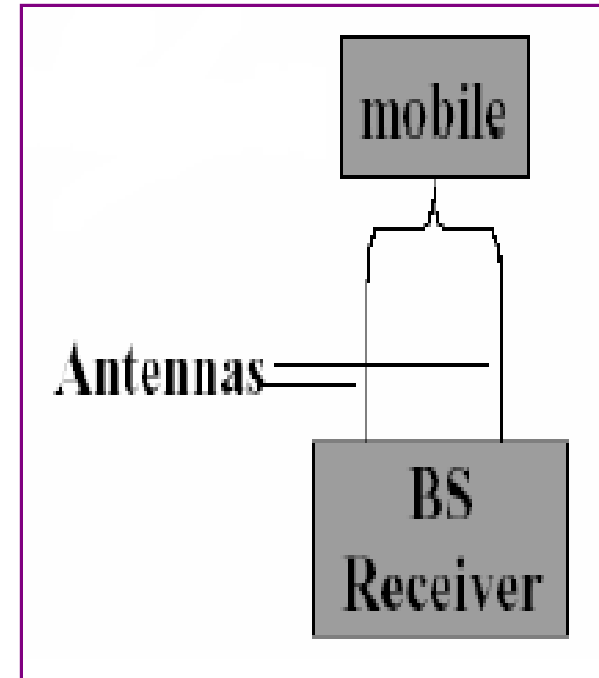






# MICRO DIVERSITY

- Small scale fades are characterized by deep and rapid amplitude fluctuations
- which occur as the mobiles moves over distances of just a few wavelengths
- These fades are caused by multiple reflections from surroundings in the vicinity of the mobile
- Short term fading can be mitigated by the diversity using multiple antennas on the base station or mobile unit





# Activity



- Imagine folding a paper in half once
- Then take the result and fold it in half again; and so on
- How many times can you do that?



# DIVERSITY TECHNIQUES



- **Space Diversity:**

Using antennas spaced enough (at Tx or Rx).

- **Polarization Diversity:**

Using antennas with different polarizations.

- **Frequency Diversity:**

Using frequency channels separated in frequency more than the channel coherence bandwidth.

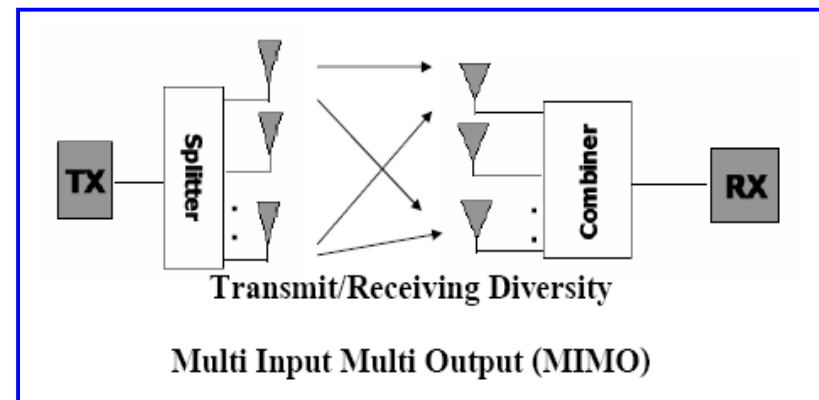
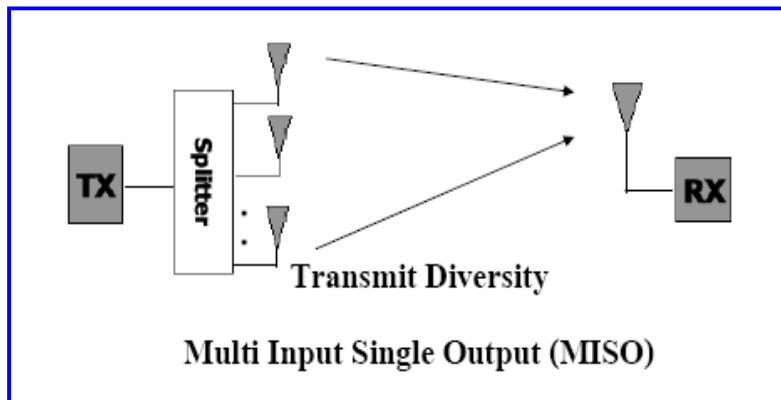
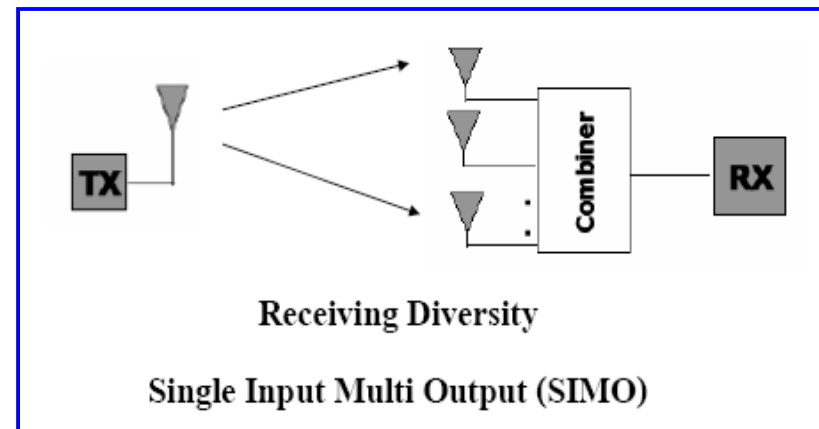
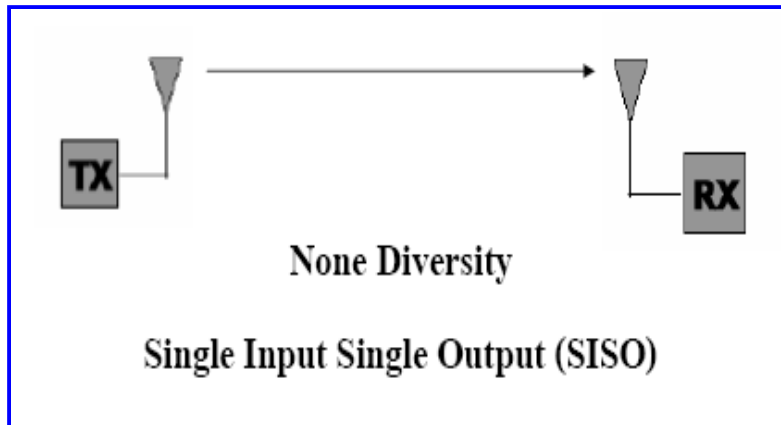
- **Time Diversity:**

Using time slots separated in time more than the channel coherence time.



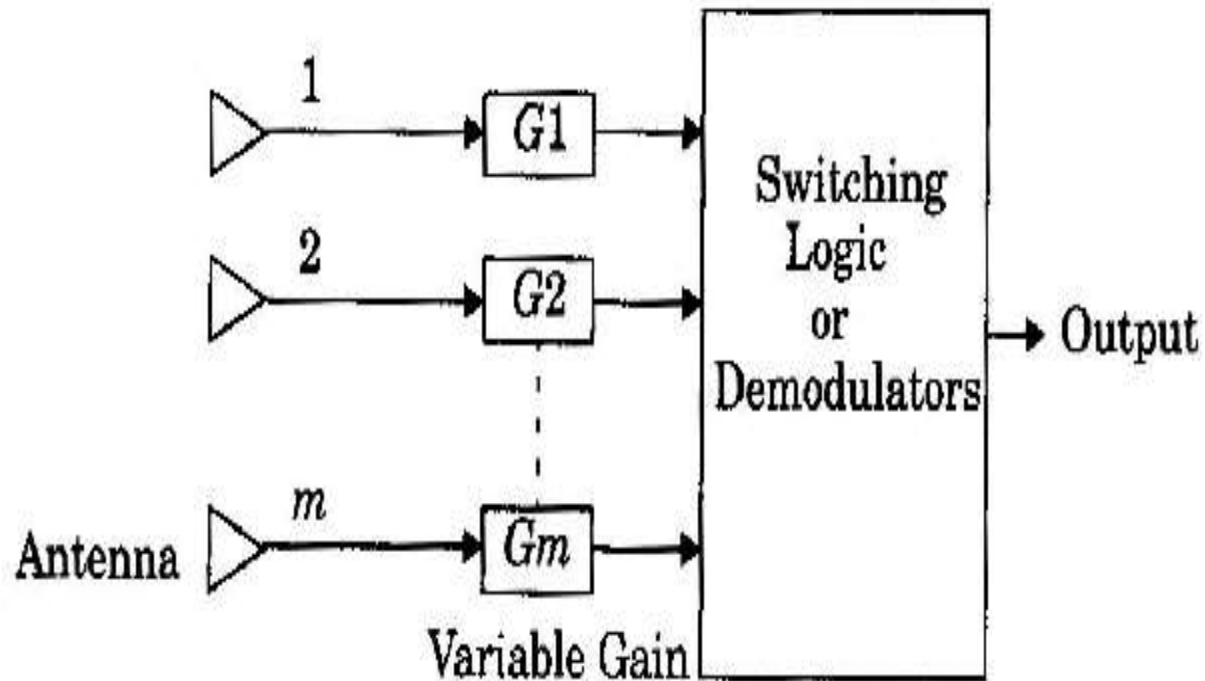
# SPACE DIVERSITY

- Use more than one antenna to receive the signal





# SPACE DIVERSITY



Generalized block diagram for space diversity



# SPACE DIVERSITY TYPES



1. Selection diversity
2. Feedback diversity
3. Maximal ratio combining
4. Equal gain diversity



# SELECTION DIVERSITY

1) Selection Diversity → simple & cheap

- Rx selects branch with highest **instantaneous SNR**
  - New selection made at a time that is the reciprocal of the fading rate
  - This will cause the system to stay with the current signal until it is likely the signal has faded
- *SNR* improvement :
  - $\bar{\gamma}$  is new avg. *SNR*
  - $\Gamma$  : avg. *SNR* in each branch



# SELECTION DIVERSITY

- A block diagram of this method is similar to space diversity
- $m$  demodulators are used to provide  $m$  diversity branches
- whose gains are adjusted to provide the same average SNR for each branch.
- The receiver branch having the highest instantaneous SNR is connected to the demodulator.

$$\bar{\gamma} = \Gamma \sum_{k=1}^m \frac{1}{k} = \Gamma \left( 1 + \frac{1}{2} + \frac{1}{3} + \frac{1}{4} + \dots + \frac{1}{m} \right) > \Gamma$$





# SCANNING DIVERSITY

## 2) Scanning Diversity

- scan each antenna until a signal is found that is above predetermined threshold
- if signal drops below threshold → rescan
- only one Rx is required (since only receiving one signal at a time), so less costly → still need multiple antennas

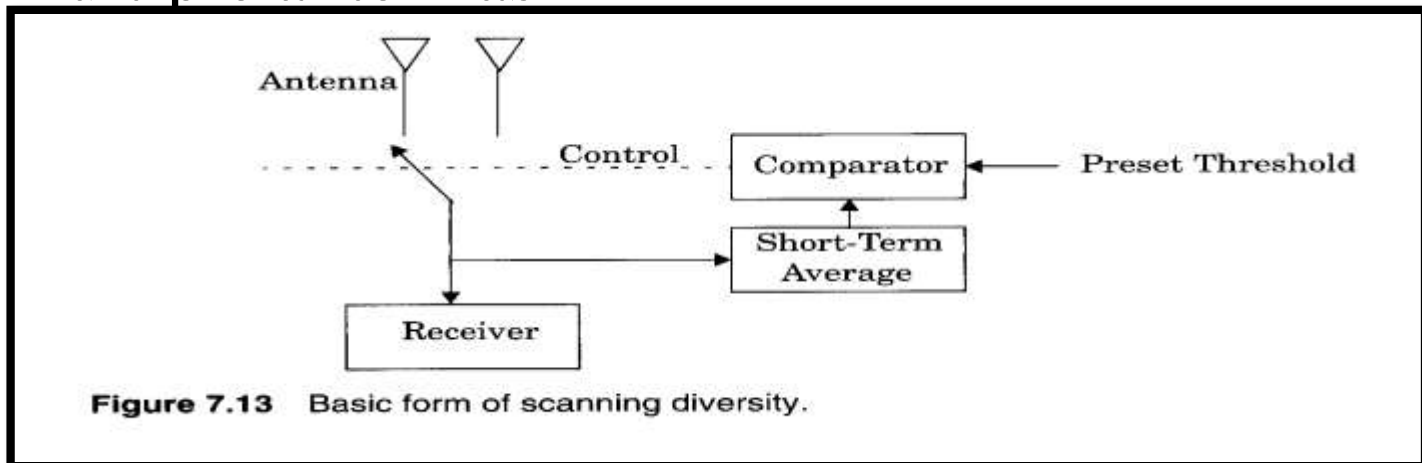
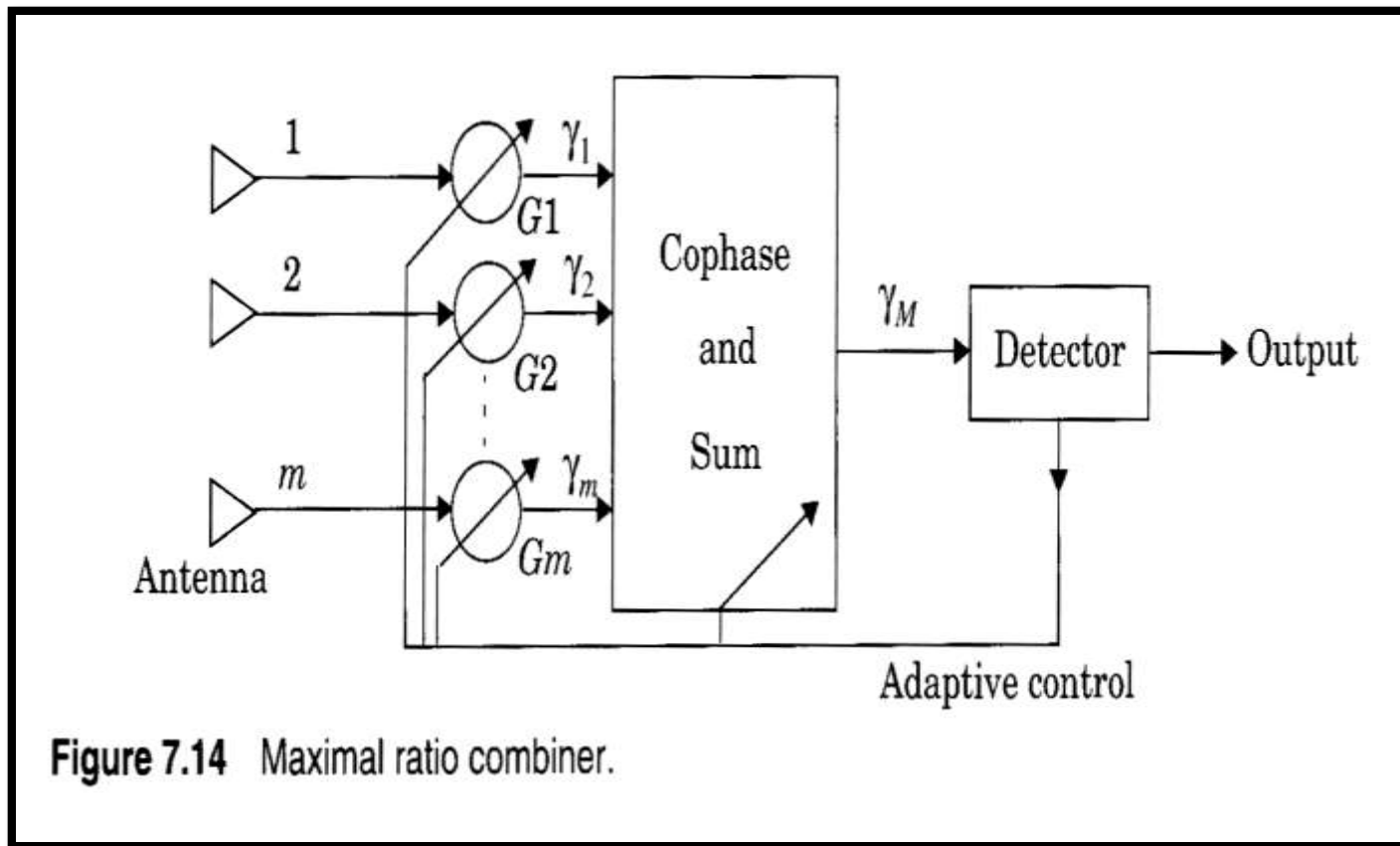


Figure 7.13 Basic form of scanning diversity.



# MAXIMAL RATIO DIVERSITY





# MAXIMAL RATIO DIVERSITY



## 3) Maximal Ratio Diversity

- signal amplitudes are weighted according to each  $SNR$
- summed **in-phase**
- most complex of all types
- a complicated mechanism, but modern DSP makes this more practical → especially in the base station Rx where battery power to perform computations is not an issue



# EQUAL GAIN DIVERSITY



## 4) Equal Gain Diversity

- combine multiple signals into one
- $G = 1$ , but the phase is adjusted for each received signal so that
  - The signal from each branch are co-phased
  - vectors add in-phase
- better performance than selection diversity



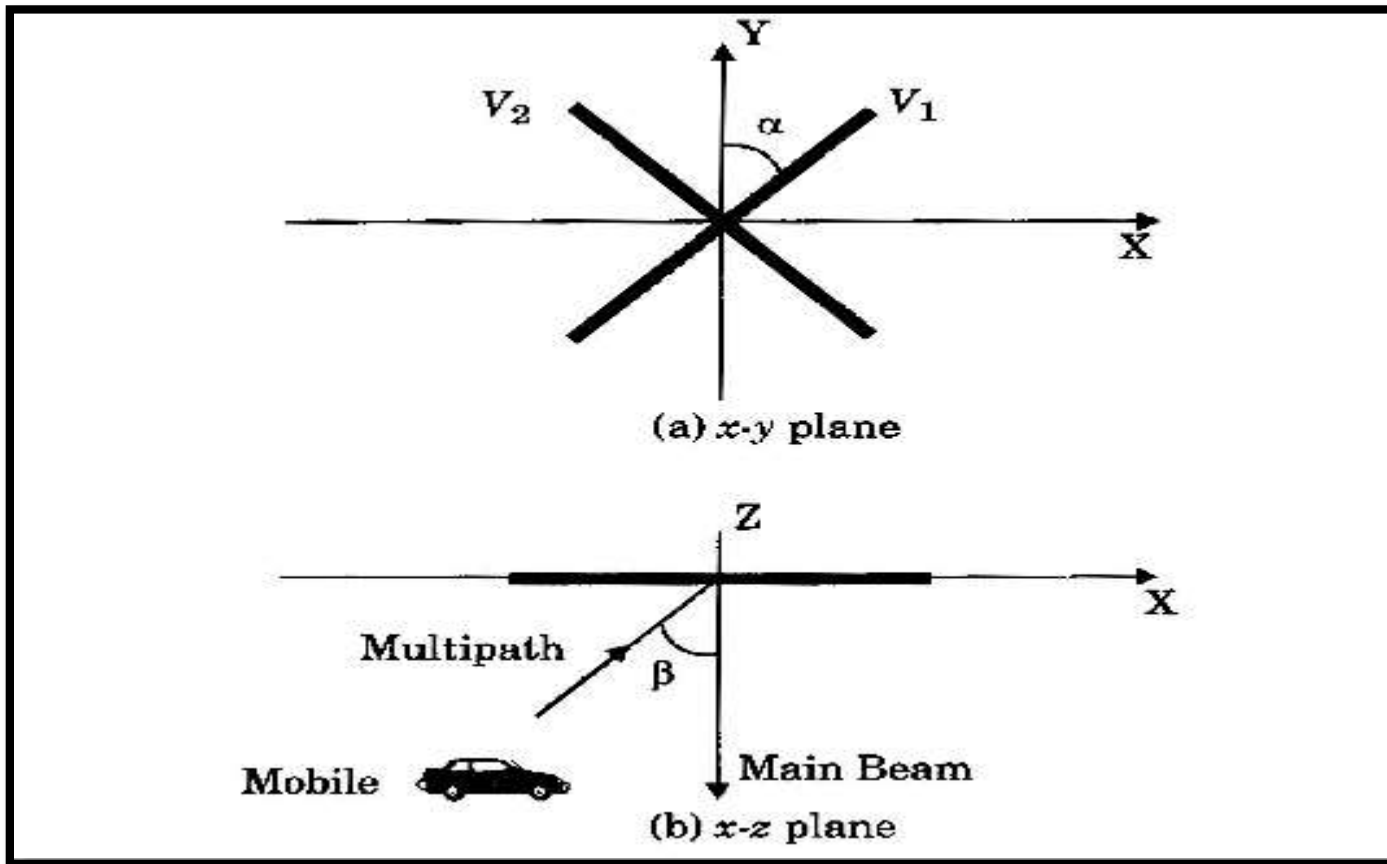
# POLARIZATION DIVERSITY



- Polarization diversity uses antennas of different polarizations i.e. horizontal and vertical.
- The antennas take advantage of the multipath propagation characteristics to receive separate uncorrelated signals
- SNR is improved by up to 12 dB even in line-of-sight channels.



# POLARIZATION DIVERSITY



Theoretical Model



# POLARIZATION DIVERSITY



- A polarization diversity antenna is composed of two antenna elements  $V_1$  and  $V_2$
- which make a  $\pm\alpha$  angle (polarization angle) with the  $Y$  axis
- A mobile station is located in the direction of offset angle  $\beta$  from the main beam direction of the diversity antenna



# FREQUENCY DIVERSITY



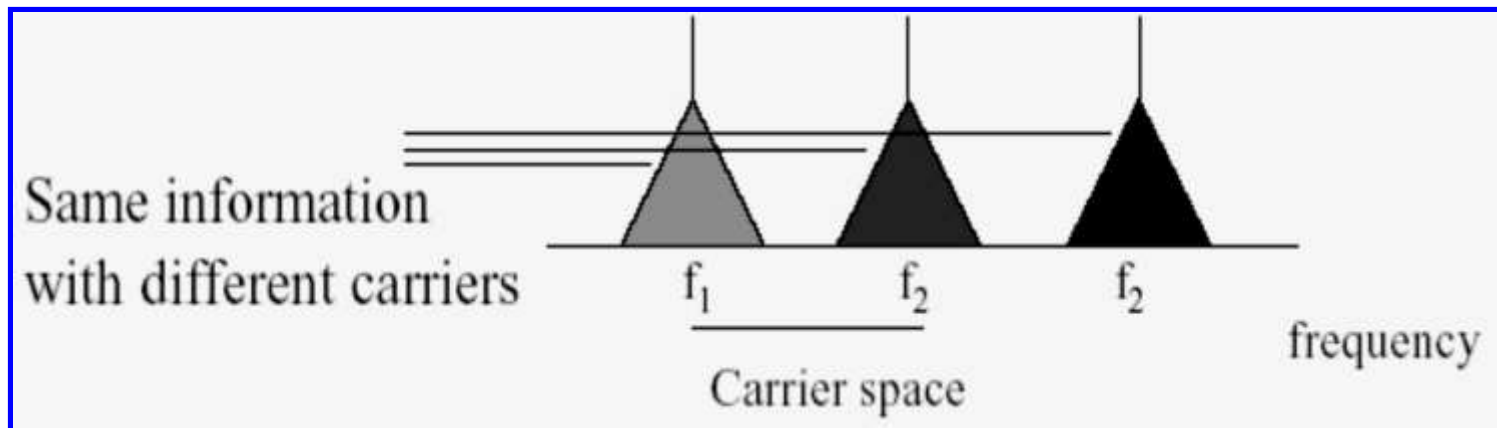
- Frequency diversity is implemented by transmitting same information on more than one carrier frequency.
- Our aim is to make these carrier frequency uncorrelated to each other, so that they will not experience the same fades.
- To make them least correlated, these carrier frequencies are separated by more than the coherence bandwidth of the channel.





# FREQUENCY DIVERSITY

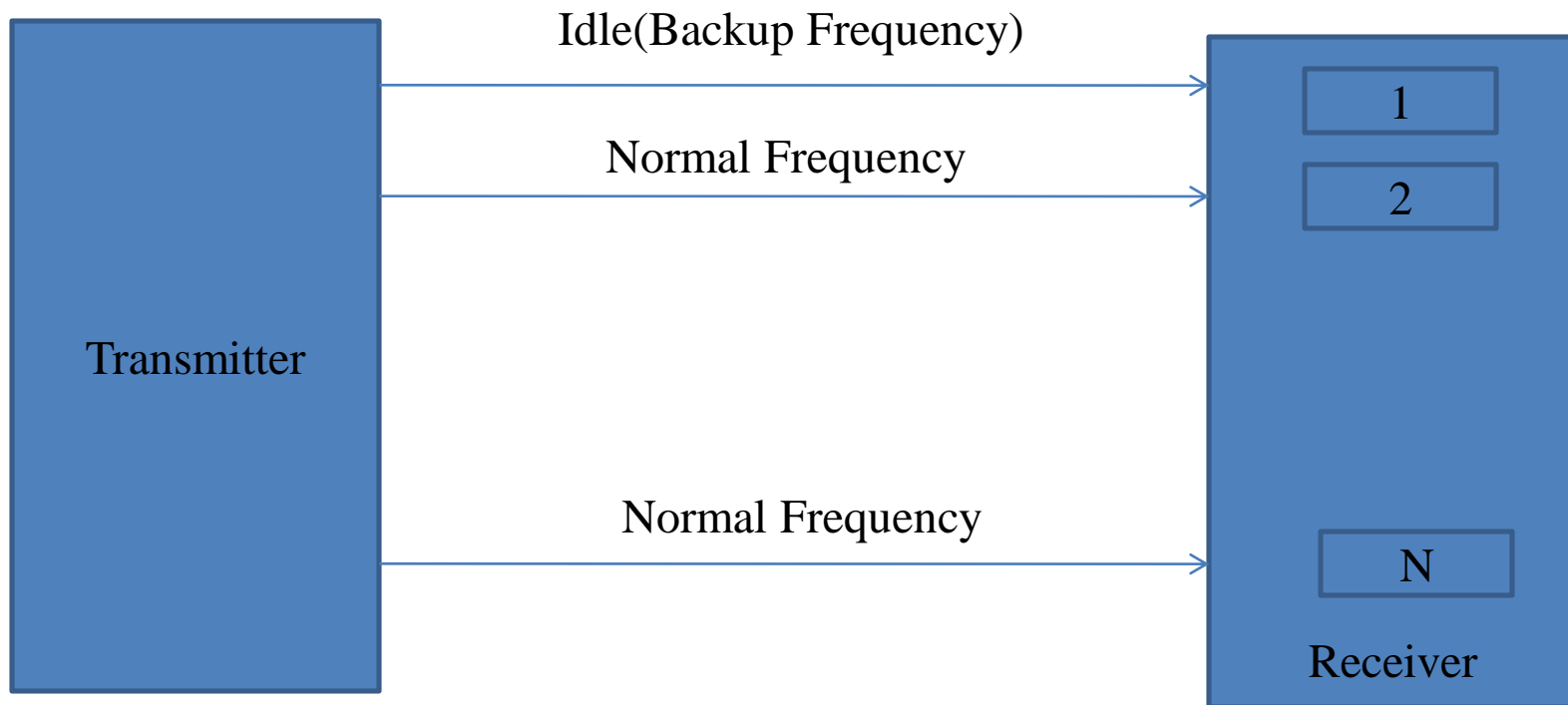
- Theoretically if the channels are uncorrelated , then the probability of simultaneous fading will be the product of the individual fading probabilities
- Frequency diversity is often employed in microwave line –of-sight links
- These links uses Frequency division multiplexing mode(FDM).





# FREQUENCY DIVERSITY

- In Practice 1:N protection switching is used as shown below.





# FREQUENCY DIVERSITY



- Protection switching is provided by a radio licensee.
- In this case one frequency is nominally **idle** but is available on a **stand by basis** to provide frequency diversity switching for any one of the other N carrier.
- When diversity is needed , the appropriate traffic is simply switched to backup frequency.



# Assessment



- **1. Diversity technique is used for combating**
  - a) Fading
  - b) Error bursts
  - c) Co-channel interference
  - d) All of the mentioned**
- **2. Diversity technique is applied at**
  - a) Base station
  - b) Mobile receiver
  - c) Both of the mentioned**
  - d) None of the mentioned
- **3. Which is more effective and commonly preferred technique?**
  - a) Time diversity
  - b) Spatial diversity**
  - c) Frequency diversity
  - d) None of the mentioned

