



## UNIT 5 - Multiple Integrals

Problems based on Area as a double integral in Cartesian coordinates:

1. Find the area enclosed by the curves  $y^2 = 4x$  and  $x^2 = 4y$

Given that

$$y^2 = 4x \rightarrow \textcircled{1}$$

$$x^2 = 4y$$

$$y = \frac{x^2}{4} \rightarrow \textcircled{2}$$

Sub  $y$  in  $\textcircled{1}$

$$\left(\frac{x^2}{4}\right)^2 = 4x$$

$$\frac{x^4}{16} = 4x$$

$$x^3 = 64$$

$$\boxed{x = 4}$$

Subs  $x = 4$  in  $\textcircled{2}$

$$y = \frac{x^2}{4}$$

$$= \frac{16}{4}$$

$$\boxed{y = 4}$$

Intersection point is  $(4, 4)$

Limits:

$x$ : 0 to 4

$y$ :  $\frac{x^2}{4}$  to  $2\sqrt{x}$

We know that

$$A = \iint_R dy dx = \int_0^4 \int_{\frac{x^2}{4}}^{2\sqrt{x}} dy dx$$

$dy dx \rightarrow$  vertical strip  
 $y$  limit  $\rightarrow$  intervals of  $x$   
 $x$  limit  $\rightarrow$  constant limits



# SNS COLLEGE OF TECHNOLOGY

(An Autonomous Institution)

Coimbatore-641035.



## UNIT 5 - Multiple Integrals

$$\begin{aligned}
 &= \int_0^4 [y]^{2\sqrt{x}} dx \quad \text{where } y = x^2/4 \\
 &= \int_0^4 \left[ 2\sqrt{x} - \frac{x^2}{4} \right] dx \\
 &= \int_0^4 \left[ 2x^{1/2} - \frac{x^2}{4} \right] dx = \left[ \frac{2x^{3/2}}{3/2} - \frac{x^3}{4 \times 3} \right]_0^4 \\
 &= \left[ \frac{4}{3} x^{3/2} - \frac{x^3}{12} \right]_0^4 = \left[ \frac{4}{3} (4)^{3/2} - \frac{(4)^3}{12} - 0 \right] \\
 &= \left[ \frac{4}{3} \cdot (8) - \frac{64}{12} \right] = \frac{32}{3} - \frac{16}{3} = \frac{16}{3}.
 \end{aligned}$$


---

2. Find the smallest area bounded by  
 $y = 2 - x$ ,  $x^2 + y^2 = 4$

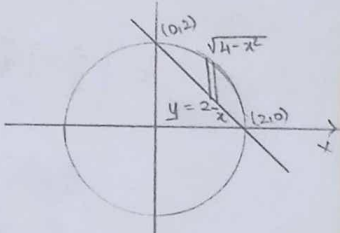
**Solution:-**  
 Given that  $y = 2 - x \rightarrow (1)$   
 $x^2 + y^2 = 4 \rightarrow (2)$

Sub (1) in (2)  
 $x^2 + (2 - x)^2 = 4$   
 $x^2 + 4 + x^2 - 4x = 4$   
 $2x^2 - 4x = 0$   
 $2x(x - 2) = 0$   
 $x = 0, x = 2$

When  $x = 0$ ,  $y = 2 - 0 = 2$   
 $x = 2$ ,  $y = 2 - 2 = 0$

$\therefore$  The intersection points are  $(0, 2)$  &  $(2, 0)$

Limits:  $x$ : 0 to 2  
 $y$ :  $2 - x$  to  $\sqrt{4 - x^2}$

$$\text{Area} = \iint_R dy dx = \int_0^2 \int_{2-x}^{\sqrt{4-x^2}} dy dx$$


$dy dx \rightarrow$  Vertical strip  
 $y$  limit  $\rightarrow$  intervals of  $x$   
 $x$  limit  $\rightarrow$  Constant limits  
 $x^2 + y^2 = 4$   
 $y^2 = 4 - x^2$   
 $y = \pm \sqrt{4 - x^2}$

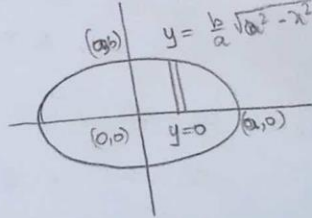


## UNIT 5 - Multiple Integrals

$$\begin{aligned}
 &= \int_0^2 [y]_{2-x}^{\sqrt{4-x^2}} dx \\
 &= \int_0^2 [\sqrt{4-x^2} - (2-x)] dx \\
 &= \int_0^2 \sqrt{4-x^2} dx - \int_0^2 (2-x) dx \\
 &= \left[ \frac{x}{2} \sqrt{2^2-x^2} + \frac{2^2}{2} \sin^{-1}\left(\frac{x}{2}\right) \right]_0^2 - \left[ 2x - \frac{x^2}{2} \right]_0^2 \\
 &= \left[ \frac{2}{2} \sqrt{2^2-2^2} + 2 \sin^{-1}\left(\frac{2}{2}\right) \right] - 0 - \left[ 4 - \frac{4}{2} \right] \\
 &= 2 \sin^{-1}(1) - [4-2] \\
 &= 2 \left( \frac{\pi}{2} \right) - 2 \quad \boxed{A = \pi - 2}
 \end{aligned}$$

Q. Find the area bounded by the ellipse  $\frac{x^2}{a^2} + \frac{y^2}{b^2} = 1$   
 using double integration

Given that:

$$\begin{aligned}
 \frac{x^2}{a^2} + \frac{y^2}{b^2} &= 1 \\
 \frac{y^2}{b^2} &= 1 - \frac{x^2}{a^2} \\
 &= \frac{a^2 - x^2}{a^2} \\
 y^2 &= \frac{b^2}{a^2} (a^2 - x^2) \\
 y &= \pm \frac{b}{a} \sqrt{a^2 - x^2}
 \end{aligned}$$


$dy dx \rightarrow$  Vertical strip  
 $y$  limit  $\rightarrow$  intervals of  $x$   
 $x$  limit  $\rightarrow$  constant limit

Limits

$$\begin{aligned}
 x &: 0 \text{ to } a \\
 y &: 0 \text{ to } \frac{b}{a} \sqrt{a^2 - x^2}
 \end{aligned}$$



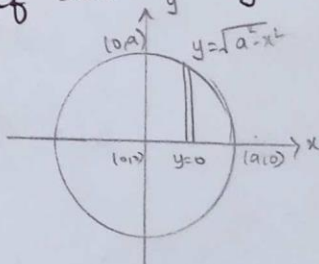
## UNIT 5 – Multiple Integrals

The area of the ellipse is

$$\begin{aligned}
 A &= 4 \times \text{Area in the first quadrant} \\
 &= 4 \int_0^a \int_0^{\frac{b}{a}\sqrt{a^2-x^2}} dy dx \\
 &= 4 \int_0^a \left[ y \right]_0^{\frac{b}{a}\sqrt{a^2-x^2}} dx \\
 &= 4 \int_0^a \left[ \frac{b}{a}\sqrt{a^2-x^2} - 0 \right] dx \\
 &= \frac{4b}{a} \int_0^a \sqrt{a^2-x^2} dx \\
 &= \frac{4b}{a} \left[ \frac{x}{2} \sqrt{a^2-x^2} + \frac{a^2}{2} \sin^{-1} \frac{x}{a} \right]_0^a \\
 &= \frac{4b}{a} \left[ \frac{a}{2} \sqrt{a^2-a^2} + \frac{a^2}{2} \sin^{-1} \frac{a}{a} \right] \\
 &= \frac{4b}{a} \left[ \frac{a^2}{2} \left( \frac{\pi}{2} \right) \right] = \pi ab
 \end{aligned}$$

4. Find the area of a circle of radius  $a$  by double integration

Equation of the circle is

$$\begin{aligned}
 x^2 + y^2 &= a^2 \\
 y^2 &= a^2 - x^2 \\
 y &= \pm \sqrt{a^2 - x^2}
 \end{aligned}$$


$dy dx \rightarrow$  vertical strip  
 $y$  limit  $\rightarrow$  in terms of  $x$   
 $x$  limit  $\rightarrow$  Constant limits



## UNIT 5 – Multiple Integrals

Limits:

$$x : 0 \text{ to } a$$

$$y : 0 \text{ to } \sqrt{a^2 - x^2}$$

The area of the circle is

$A = 4 \times$  Area in the 1st quadrant

$$= 4 \int_0^a \int_0^{\sqrt{a^2 - x^2}} dy dx$$

$$= 4 \int_0^a [y]_0^{\sqrt{a^2 - x^2}} dx$$

$$= 4 \int_0^a [\sqrt{a^2 - x^2} - 0] dx$$

$$= 4 \left[ \frac{x}{2} \sqrt{a^2 - x^2} + \frac{a^2}{2} \sin^{-1} \frac{x}{a} \right]_0^a$$

$$= 4 \left[ \left[ 0 + \frac{a^2}{2} \sin^{-1} 1 \right] - 0 \right]$$

$$= 2a^2 \left[ \frac{\pi}{2} \right]$$

$$A = \pi a^2.$$