



## Views

**COURSE** : 23CAT- Database Management System

**UNIT I** : Introduction

**CLASS** : I Semester / I MCA



- Virtual table – constructed from tables
- No own data, uses from tables /other views
- It can be used as abstraction layer between user and table
- It can have upto 1014 columns
- Can be created using SELECT statement



- ❑ CREATE VIEW statement is used to create views

*CREATE VIEW <view name> AS SELECT <statement>*

- ❑ For Example,

*CREATE VIEW v\_emp AS SELECT emp\_name, designation, dept FROM employee order by empid;*

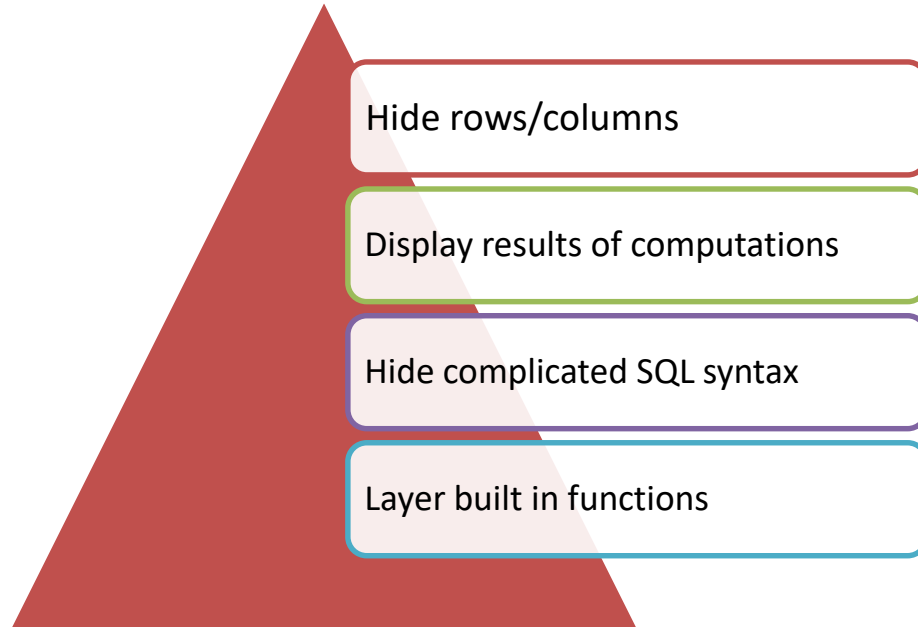
- ❑ Drop view by

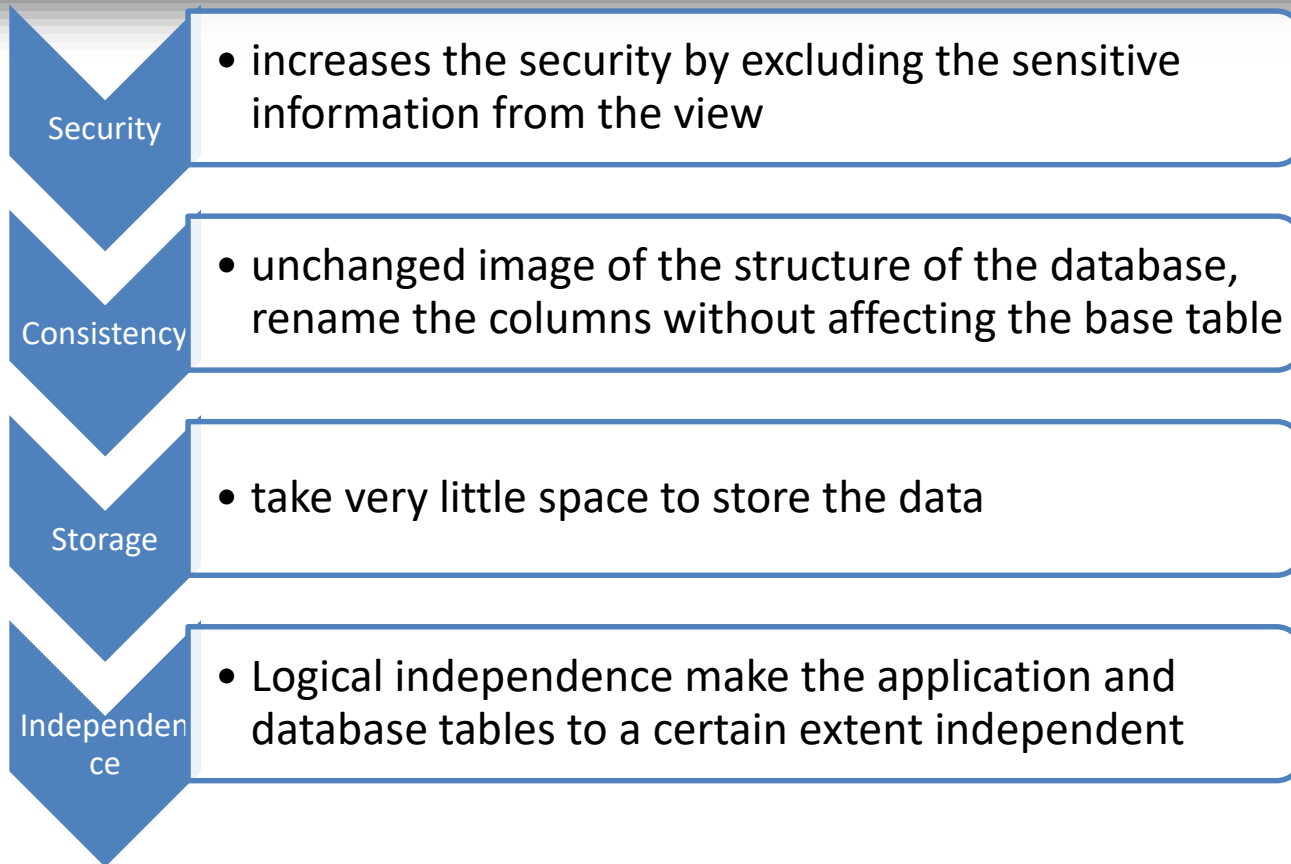
*DROP VIEW <view name>*

- ❑ Updating a view by

*CREATE OR REPLACE VIEW view\_name AS  
SELECT column1, column2, ...  
FROM table\_name WHERE condition;*

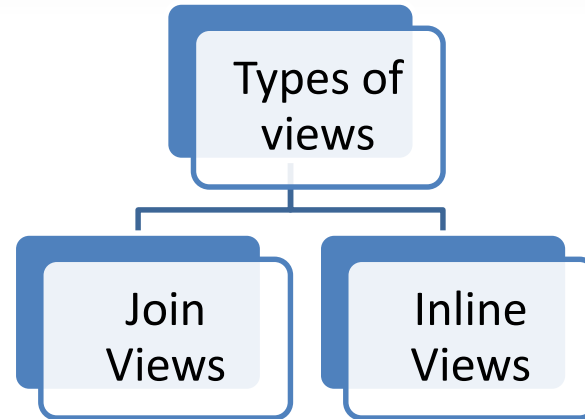








- Cannot INSERT
  - if the base table has any not null column that do not appear in view
  - if any of the column referenced in the INSERT or UPDATE contains group functions or columns defined by expression
  - if the view contains group functions GROUP BY, DISTINCT
- Can't execute INSERT, UPDATE, DELETE statements on a view if with read only option is enabled
- Can't be created view on temporary tables
- can't pass parameters to the SQL server views



View that has more than one table or view in its from clause and it does not use any Group by Clause, Rownum, Distinct and set operation

An inline view is a view which is created by replacing a subquery in the from clause which defines the data source that can be referenced in the main query







