



SNS COLLEGE OF TECHNOLOGY
Coimbatore-35
An Autonomous Institution



**Accredited by NBA – AICTE and Accredited by NAAC – UGC with ‘A++’
Grade**

**Approved by AICTE, New Delhi & Affiliated to Anna University,
Chennai**

**DEPARTMENT OF ELECTRONICS & COMMUNICATION
ENGINEERING**

19ECT301- COMMUNICATION NETWORKS

III YEAR/ V SEMESTER

UNIT 3 TRANSPORT LAYER & APPLICATION LAYER

TOPIC – WWW & HTTP



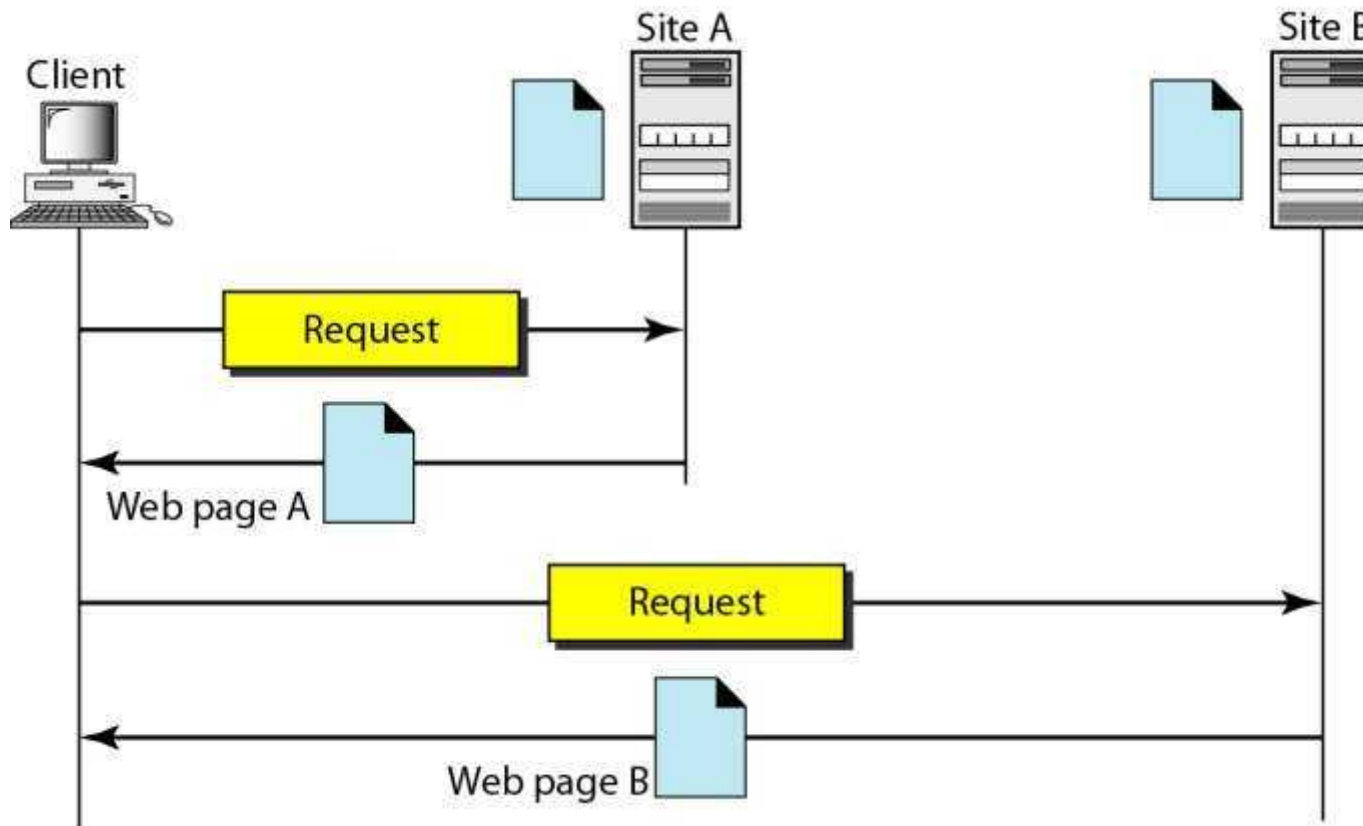
ARCHITECTURE



*The **WWW** today is a distributed client/server service, in which a client using a browser can access a service using a server. However, the service provided is distributed over many locations called sites.*

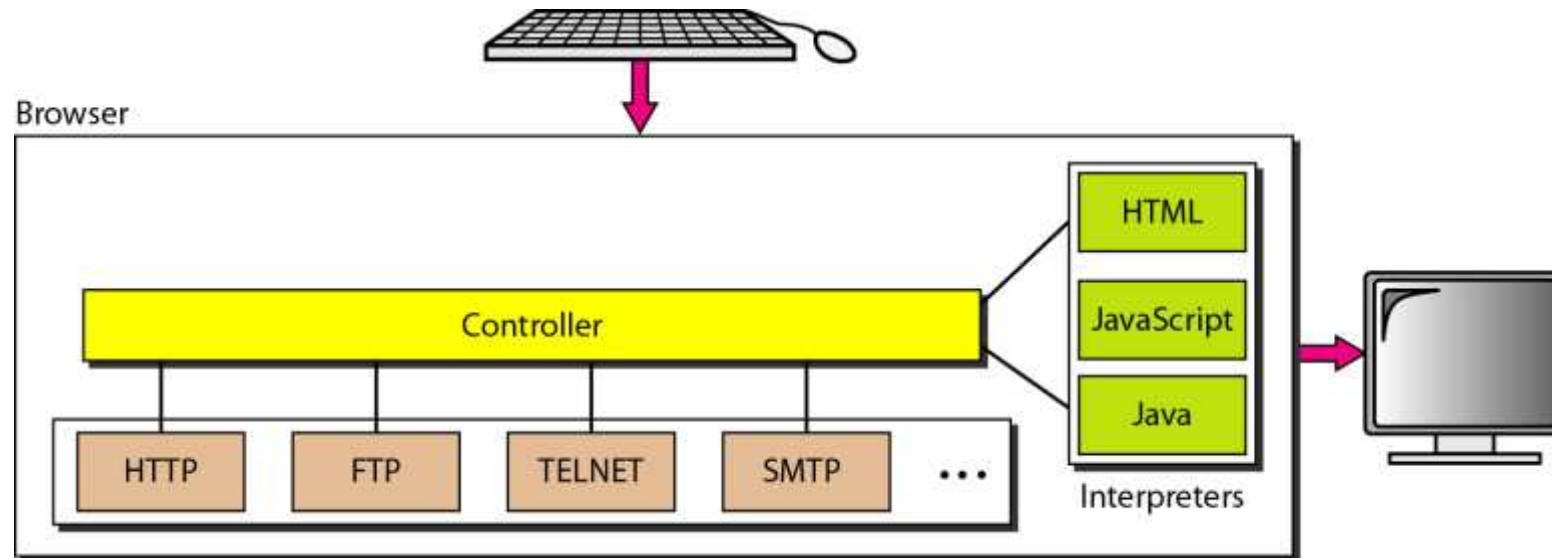


Architecture of WWW





Browser





URL





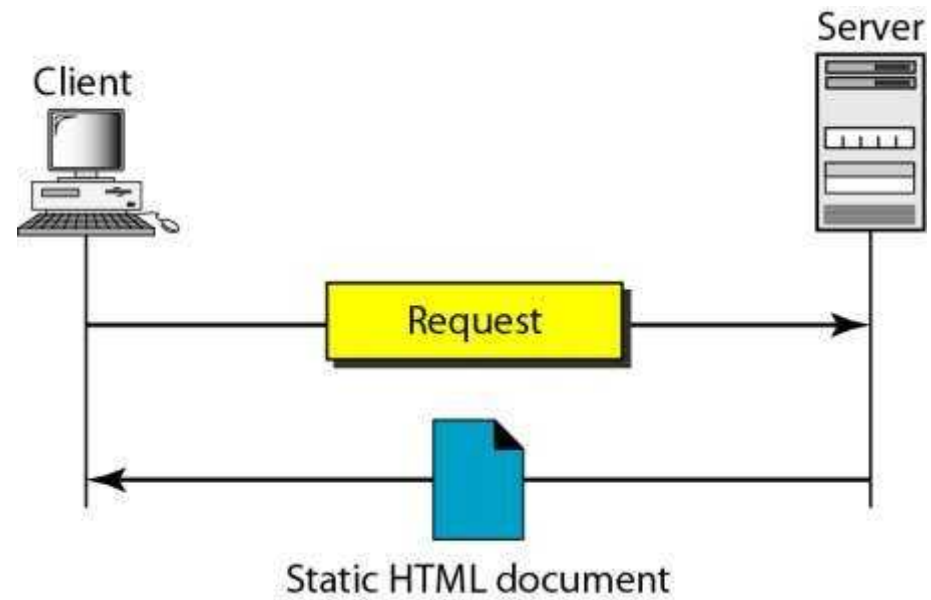
WEB DOCUMENTS



*The documents in the WWW can be grouped into three broad categories: **static**, **dynamic**, and **active**. The category is based on the time at which the contents of the document are determined.*



Static document





Boldface tags



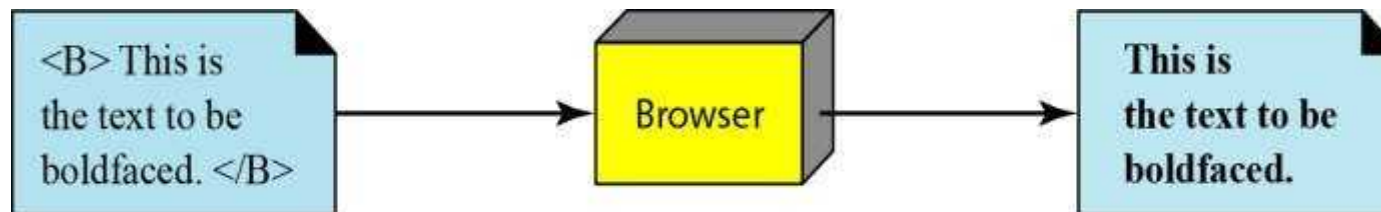
Bold tag

** This is the text to be boldfaced.**

End bold



Effect of boldface tags





Beginning and ending tags

```
<TagName Attribute = Value Attribute = Value ... >
```

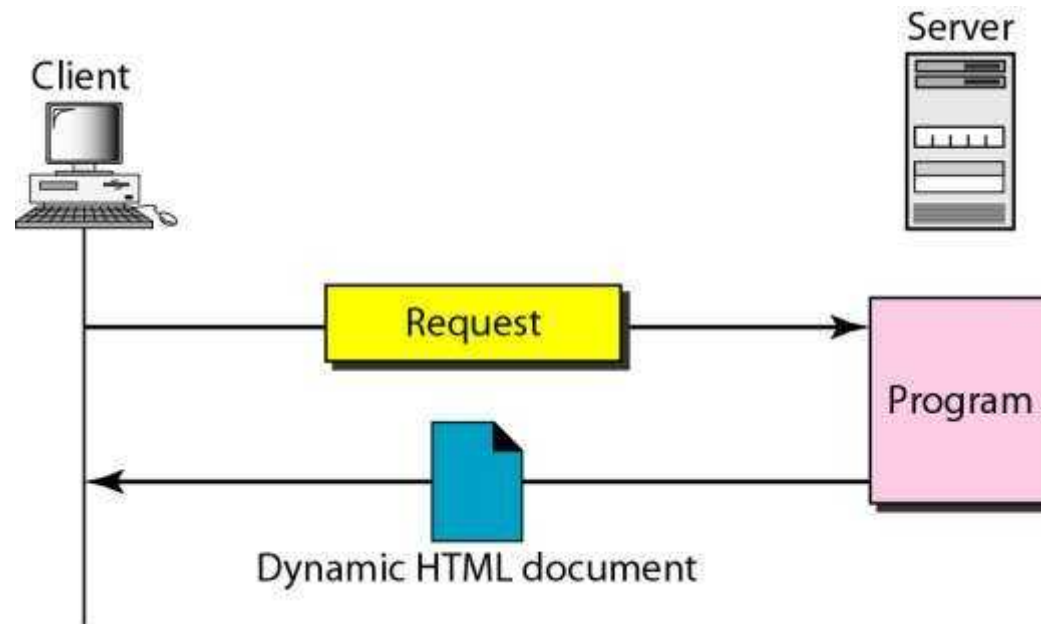
a. Beginning tag

```
</TagName >
```

b. Ending tag

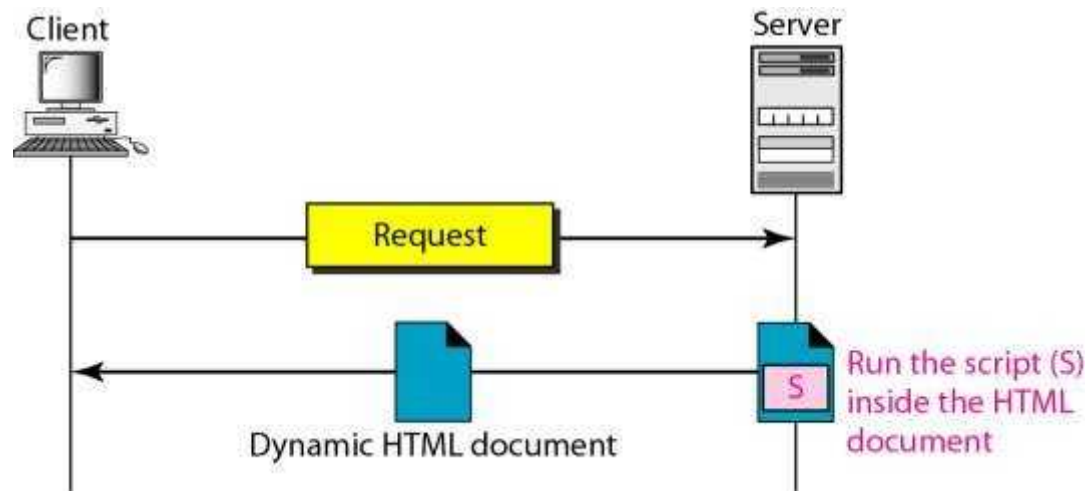


Dynamic document using CGI





Dynamic document using server-site script



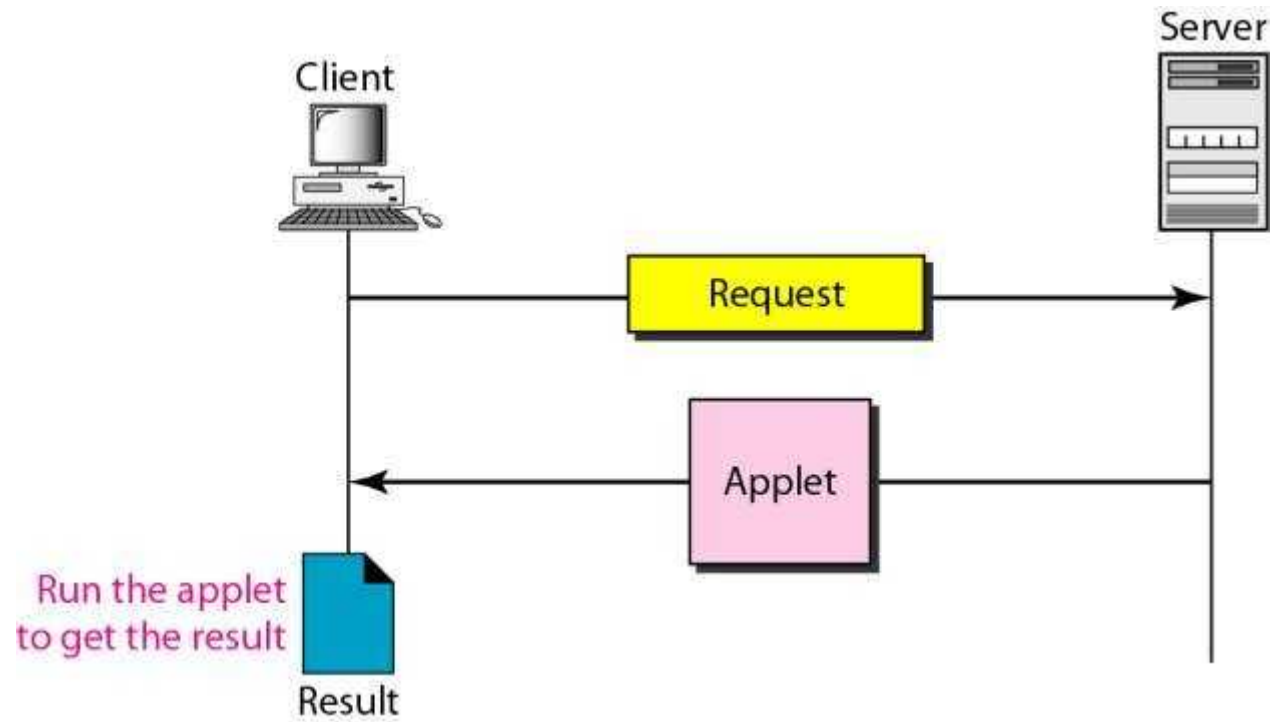


Note

Dynamic documents are sometimes referred to as server-site dynamic documents.

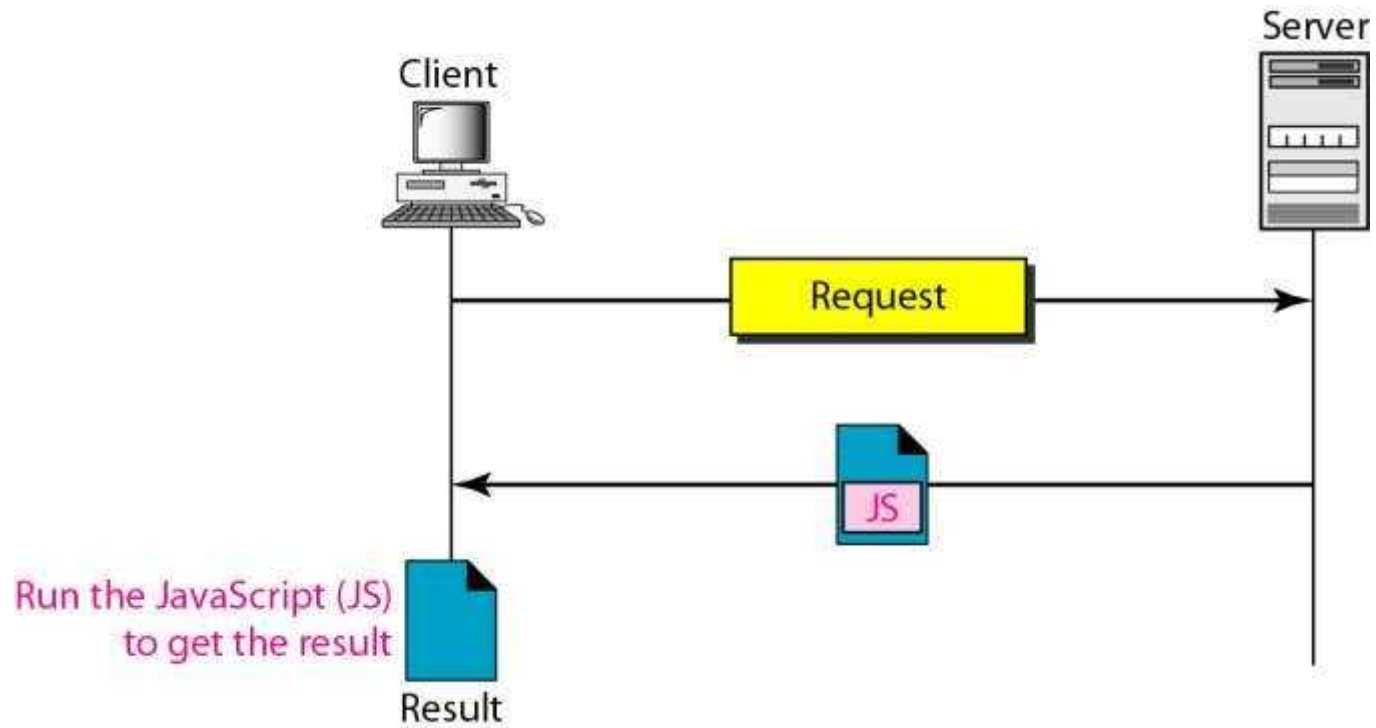


Active document using Java applet





Active document using client-site script





Note

Active documents are sometimes referred to as client-site dynamic documents.



HTTP



The Hypertext Transfer Protocol (HTTP) is a protocol used mainly to access data on the World Wide Web. HTTP functions as a combination of FTP and SMTP.

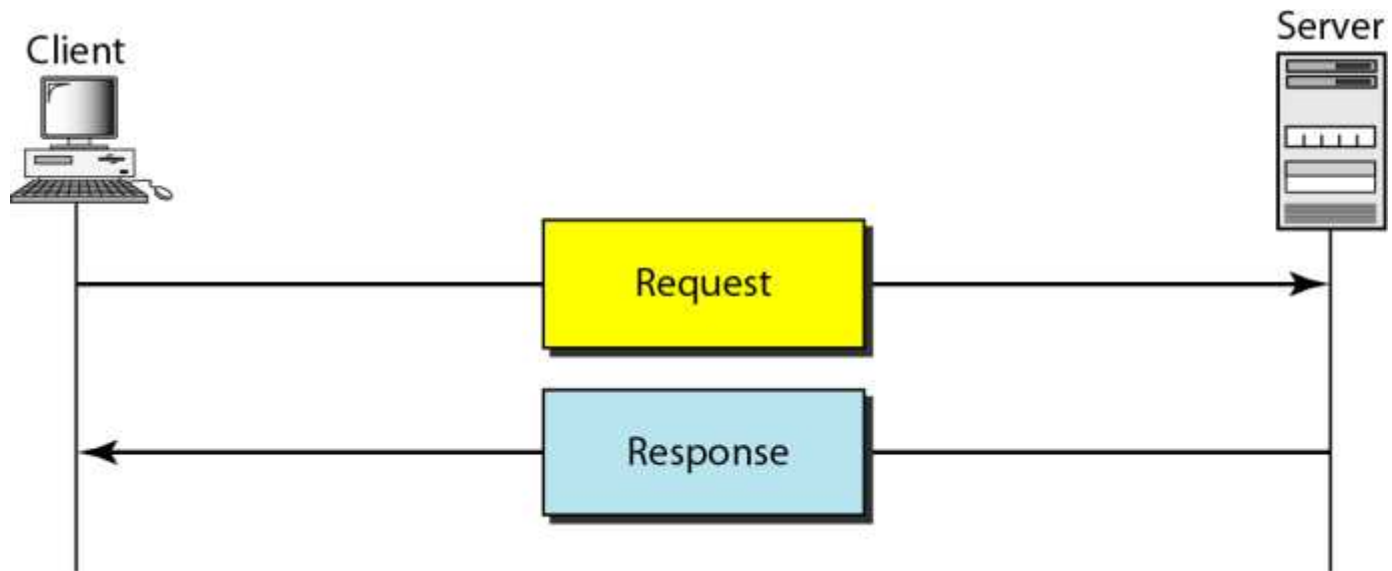


Note

HTTP uses the services of TCP on well-known port 80.

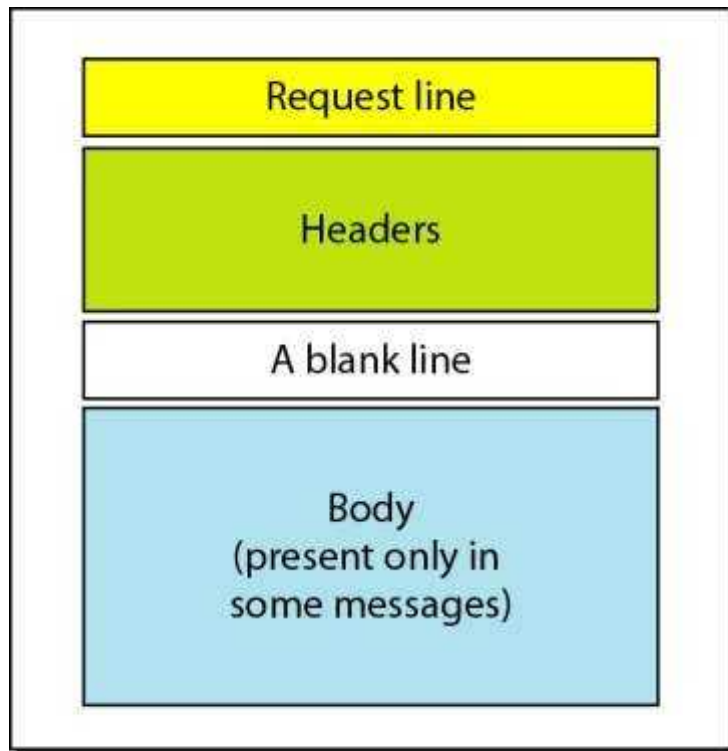


HTTP transaction

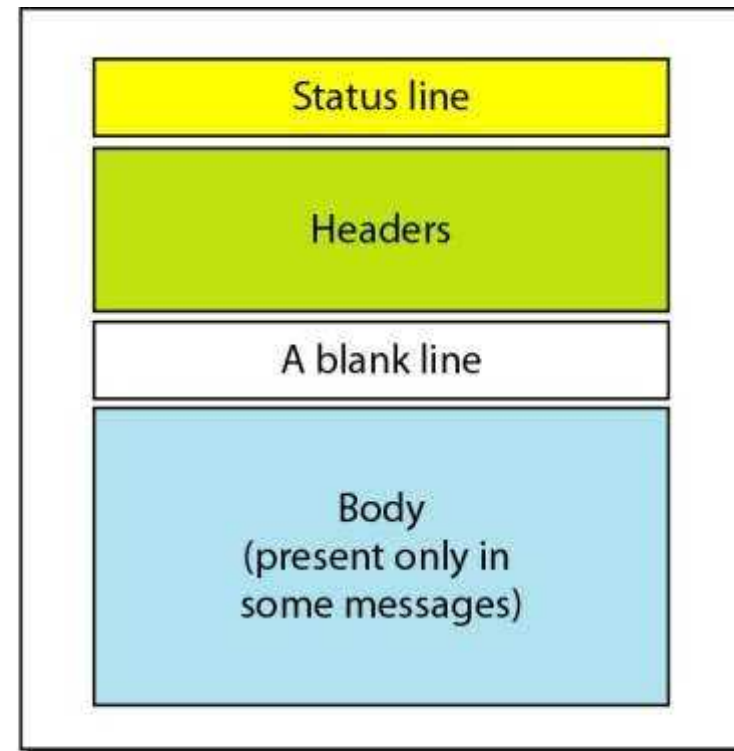




Request and response messages



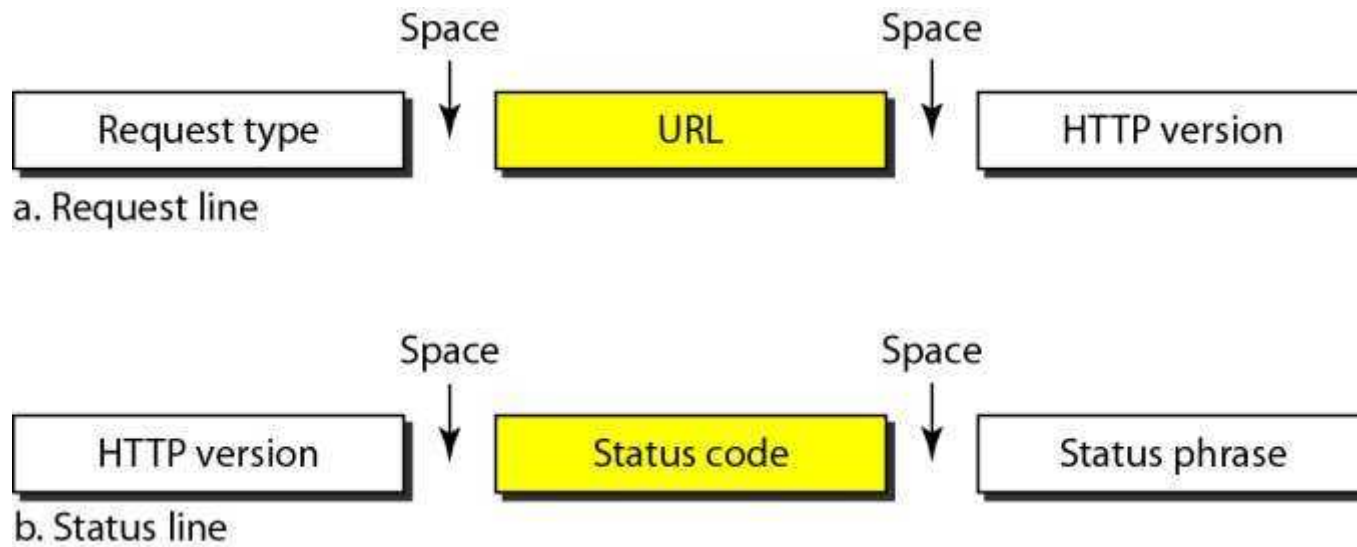
Request message



Response message



Request and status lines





Methods

<i>Method</i>	<i>Action</i>
GET	Requests a document from the server
HEAD	Requests information about a document but not the document itself
POST	Sends some information from the client to the server
PUT	Sends a document from the server to the client
TRACE	Echoes the incoming request
CONNECT	Reserved
OPTION	Inquires about available options



Status codes

<i>Code</i>	<i>Phrase</i>	<i>Description</i>
Informational		
100	Continue	The initial part of the request has been received, and the client may continue with its request.
101	Switching	The server is complying with a client request to switch protocols defined in the upgrade header.
Success		
200	OK	The request is successful.
201	Created	A new URL is created.
202	Accepted	The request is accepted, but it is not immediately acted upon.
204	No content	There is no content in the body.



Status codes (continued)



Code	Phrase	Description
Redirection		
301	Moved permanently	The requested URL is no longer used by the server.
302	Moved temporarily	The requested URL has moved temporarily.
304	Not modified	The document has not been modified.
Client Error		
400	Bad request	There is a syntax error in the request.
401	Unauthorized	The request lacks proper authorization.
403	Forbidden	Service is denied.
404	Not found	The document is not found.
405	Method not allowed	The method is not supported in this URL.
406	Not acceptable	The format requested is not acceptable.
Server Error		
500	Internal server error	There is an error, such as a crash, at the server site.
501	Not implemented	The action requested cannot be performed.
503	Service unavailable	The service is temporarily unavailable, but may be requested in the future.



Header format

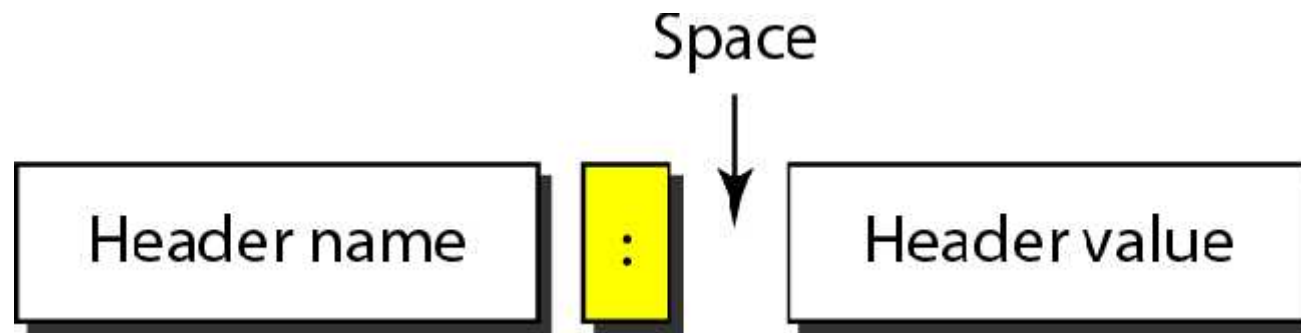




Table 27.3 *General headers*

<i>Header</i>	<i>Description</i>
Cache-control	Specifies information about caching
Connection	Shows whether the connection should be closed or not
Date	Shows the current date
MIME-version	Shows the MIME version used
Upgrade	Specifies the preferred communication protocol



Request headers



<i>Header</i>	<i>Description</i>
Accept	Shows the medium format the client can accept
Accept-charset	Shows the character set the client can handle
Accept-encoding	Shows the encoding scheme the client can handle
Accept-language	Shows the language the client can accept
Authorization	Shows what permissions the client has
From	Shows the e-mail address of the user
Host	Shows the host and port number of the server
If-modified-since	Sends the document if newer than specified date
If-match	Sends the document only if it matches given tag
If-non-match	Sends the document only if it does not match given tag
If-range	Sends only the portion of the document that is missing
If-unmodified-since	Sends the document if not changed since specified date
Referrer	Specifies the URL of the linked document
User-agent	Identifies the client program



Table 27.5 *Response headers*

<i>Header</i>	<i>Description</i>
Accept-range	Shows if server accepts the range requested by client
Age	Shows the age of the document
Public	Shows the supported list of methods
Retry-after	Specifies the date after which the server is available
Server	Shows the server name and version number



Table 27.6 *Entity headers*

<i>Header</i>	<i>Description</i>
Allow	Lists valid methods that can be used with a URL
Content-encoding	Specifies the encoding scheme
Content-language	Specifies the language
Content-length	Shows the length of the document
Content-range	Specifies the range of the document
Content-type	Specifies the medium type
Etag	Gives an entity tag
Expires	Gives the date and time when contents may change
Last-modified	Gives the date and time of the last change
Location	Specifies the location of the created or moved document

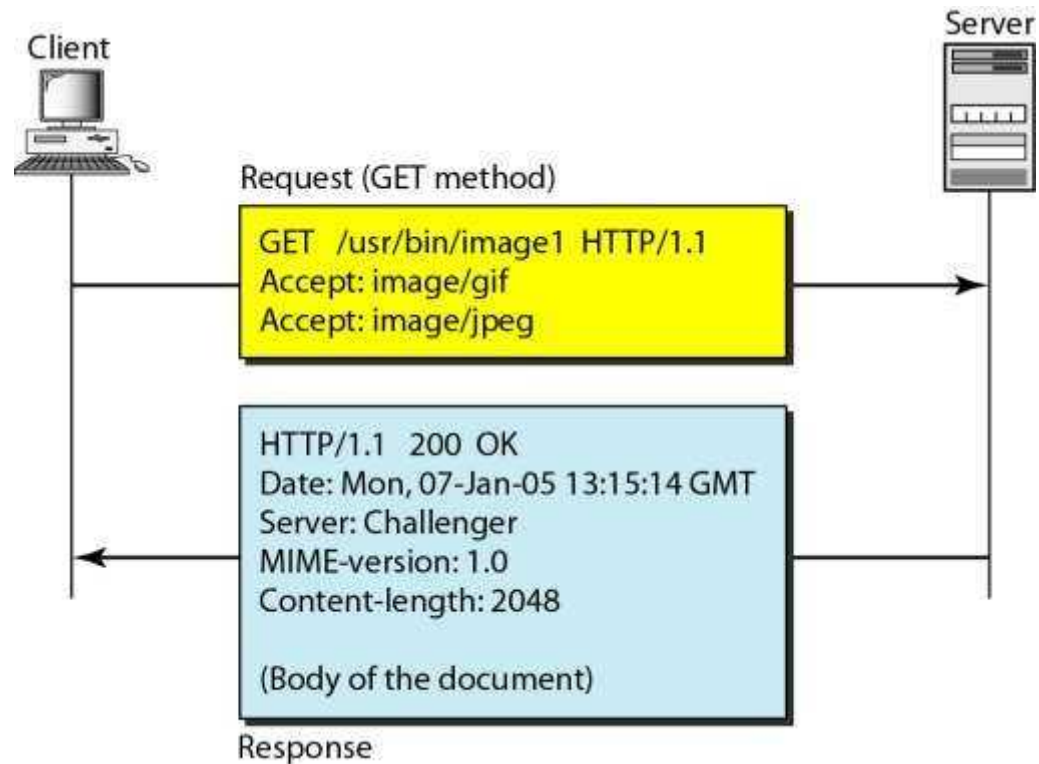
Example 27.1



This example retrieves a document. We use the GET method to retrieve an image with the path /usr/bin/image1. The request line shows the method (GET), the URL, and the HTTP version (1.1). The header has two lines that show that the client can accept images in the GIF or JPEG format. The request does not have a body. The response message contains the status line and four lines of header. The header lines define the date, server, MIME version, and length of the document. The body of the document follows the header (see Figure 27.16).



Figure 27.16 *Example 27.1*



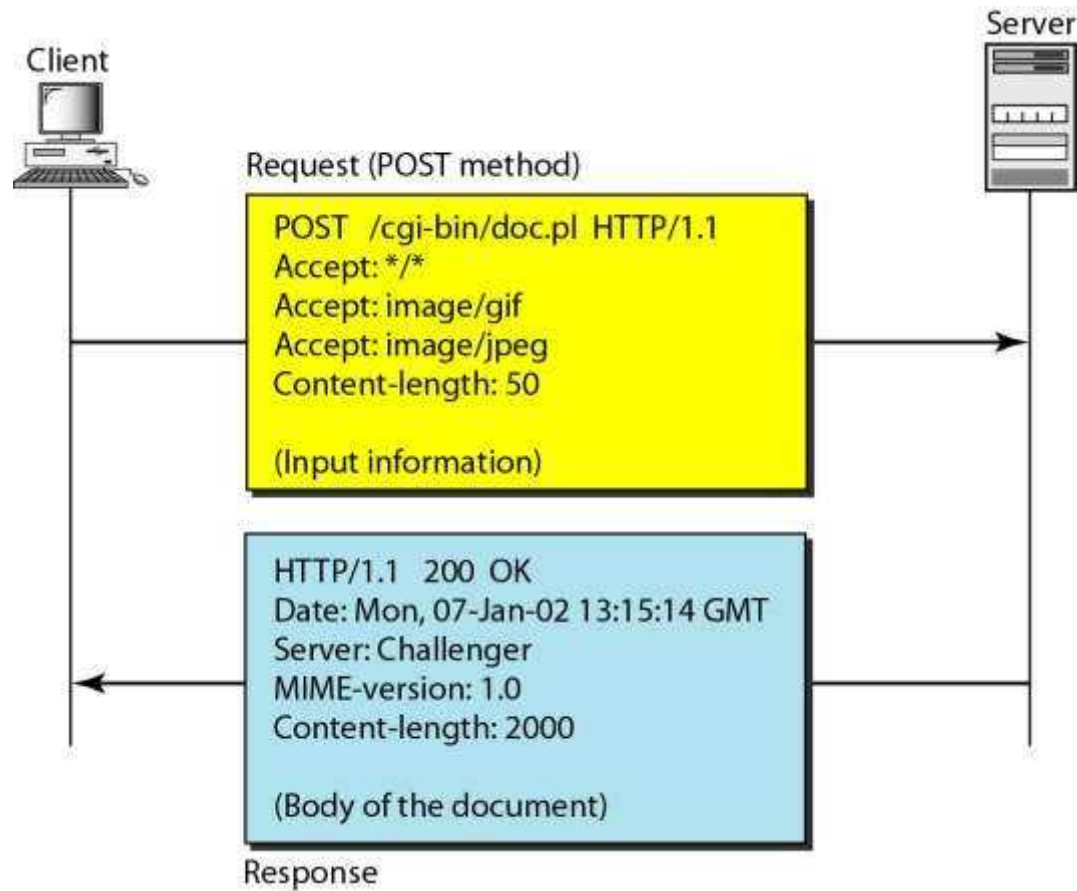
Example 27.2



In this example, the client wants to send data to the server. We use the POST method. The request line shows the method (POST), URL, and HTTP version (1.1). There are four lines of headers. The request body contains the input information. The response message contains the status line and four lines of headers. The created document, which is a CGI document, is included as the body (see Figure 27.17).



Example 27.2



Example 27.3



HTTP uses ASCII characters. A client can directly connect to a server using TELNET, which logs into port 80 (see next slide). The next three lines show that the connection is successful. We then type three lines. The first shows the request line (GET method), the second is the header (defining the host), the third is a blank, terminating the request. The server response is seven lines starting with the status line. The blank line at the end terminates the server response. The file of 14,230 lines is received after the blank line (not shown here). The last line is the output by the client.

Example 27.3 (continued)



```
$ telnet www.mhhe.com 80
```

```
Trying 198.45.24.104 . . .
```

```
Connected to www.mhhe.com (198.45.24.104).
```

```
Escape character is '^['.
```

```
GET /engcs/compsci/forouzan HTTP/1.1
```

```
From: forouzanbehrouz@fhda.edu
```

```
HTTP/1.1 200 OK
```

```
Date: Thu, 28 Oct 2004 16:27:46 GMT
```

```
Server: Apache/1.3.9 (Unix) ApacheJServ/1.1.2 PHP/4.1.2 PHP/3.0.18
```

```
MIME-version:1.0
```

```
Content-Type: text/html
```



Note

HTTP version 1.1 specifies a persistent connection by default.



THANK YOU