



DEPARTMENT OF COMPUTER SCIENCE & ENGINEERING

Topics: Machine Learning algorithms

Machine Learning Algorithms

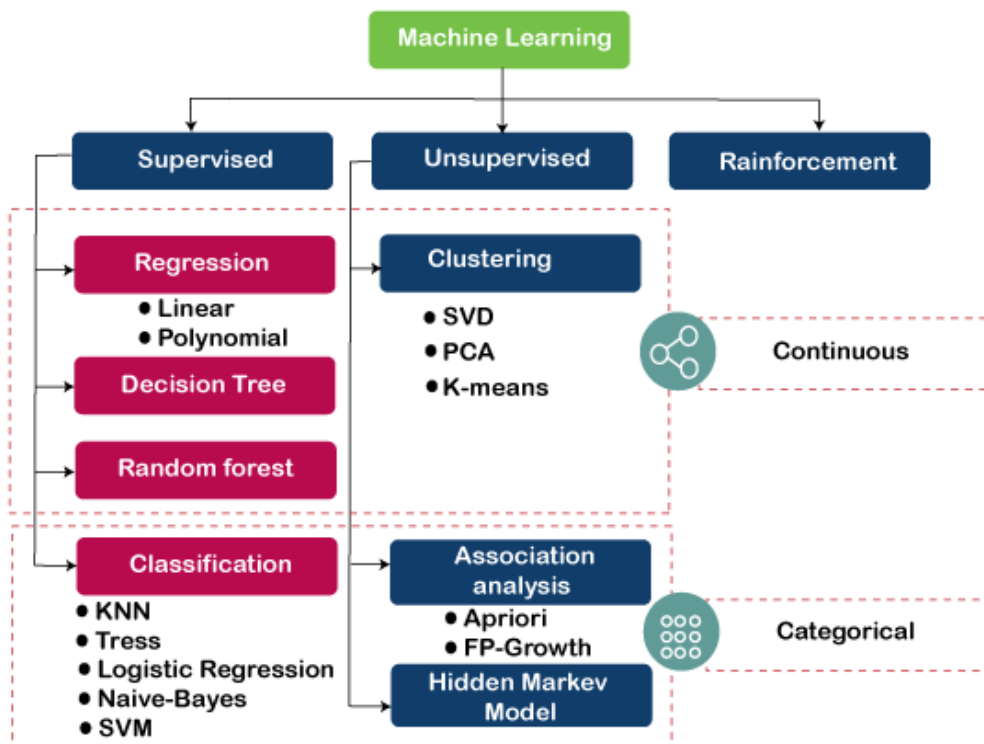
Machine Learning algorithms are the programs that can learn the hidden patterns from the data, predict the output, and improve the performance from experiences on their own. Different algorithms can be used in machine learning for different tasks, such as simple linear regression that can be used for **prediction problems** like **stock market prediction**, and the **KNN algorithm** can be used for **classification problems**.

Types of Machine Learning Algorithms

Machine Learning Algorithm can be broadly classified into three types:

1. **Supervised Learning Algorithms**
2. **Unsupervised Learning Algorithms**
3. **Reinforcement Learning algorithm**

The below diagram illustrates the different ML algorithm, along with the categories:



1) Supervised Learning Algorithm

Supervised learning is a type of Machine learning in which the machine needs external supervision to learn. The supervised learning models are trained using the labeled dataset. Once the training and processing are done, the model is tested by providing a sample test data to check whether it predicts the correct output.

The goal of supervised learning is to map input data with the output data. Supervised learning is based on supervision, and it is the same as when a student learns things in the teacher's supervision. The example of supervised learning is **spam filtering**.

Supervised learning can be divided further into two categories of problem:

- [Classification](#)
- [Regression](#)

Examples of some popular supervised learning algorithms are Simple Linear regression, Decision Tree, Logistic Regression, KNN algorithm, etc.

2) Unsupervised Learning Algorithm

It is a type of machine learning in which the machine does not need any external supervision to learn from the data, hence called unsupervised learning. The unsupervised models can be trained using the unlabelled dataset that is not classified, nor categorized, and the algorithm needs to act on that data without any supervision. In unsupervised learning, the model doesn't have a predefined output, and it tries to find useful insights from the huge amount of data. These are used to solve the Association and Clustering problems. **Hence further, it can be classified into two types:**

- [Clustering](#)
- Association

Examples of some Unsupervised learning algorithms are **K-means Clustering, Apriori Algorithm, Eclat, etc.** [Read more..](#)

3) Reinforcement Learning

In Reinforcement learning, an agent interacts with its environment by producing actions, and learn with the help of feedback. The feedback is given to the agent in the form of rewards, such as for each good action, he gets a positive reward, and for each bad action, he gets a negative reward. There is no supervision provided to the agent. **Q-Learning algorithm** is used in reinforcement learning. [Read more...](#)

List of Popular Machine Learning Algorithm

1. **Linear Regression Algorithm**
2. **Logistic Regression Algorithm**

3. **Decision Tree**
4. **SVM**
5. **Naïve Bayes**
6. **KNN**
7. **K-Means Clustering**
8. **Random Forest**
9. **Apriori**
10. **PCA**

1. Linear Regression

Linear regression is one of the most popular and simple machine learning algorithms that is used for predictive analysis. Here, **predictive analysis** defines prediction of something, and linear regression makes predictions for *continuous numbers* such as **salary, age, etc.**

It shows the linear relationship between the dependent and independent variables, and shows how the dependent variable(y) changes according to the independent variable (x).

It tries to best fit a line between the dependent and independent variables, and this best fit line is known as the regression line.

The equation for the regression line is:

$$y = a_0 + a \cdot x + b$$

Here, y= dependent variable

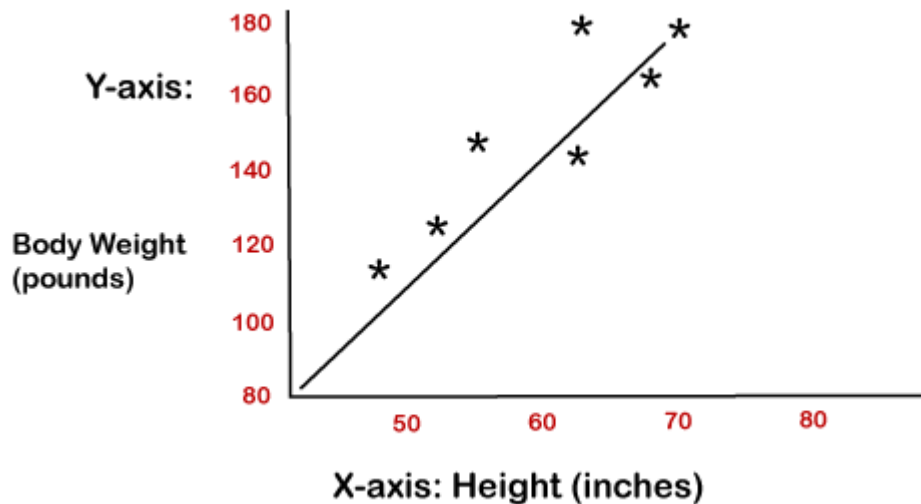
x= independent variable

a_0 = Intercept of line.

Linear regression is further divided into two types:

- **Simple Linear Regression:** In simple linear regression, a single independent variable is used to predict the value of the dependent variable.
- **Multiple Linear Regression:** In multiple linear regression, more than one independent variables are used to predict the value of the dependent variable.

The below diagram shows the linear regression for prediction of weight according to height



2. Logistic

Regression

Logistic regression is the supervised learning algorithm, which is used to **predict the categorical variables or discrete values**. It can be used for the *classification problems in machine learning*, and the output of the logistic regression algorithm can be either Yes or NO, 0 or 1, Red or Blue, etc.

Logistic regression is similar to the linear regression except how they are used, such as Linear regression is used to solve the regression problem and predict continuous values, whereas Logistic regression is used to solve the Classification problem and used to predict the discrete values.

Instead of fitting the best fit line, it forms an S-shaped curve that lies between 0 and 1. The S-shaped curve is also known as a logistic function that uses the concept of the threshold. Any value above the threshold will tend to 1, and below the threshold will tend to 0. [Read more..](#)

3. Decision Tree Algorithm

A decision tree is a supervised learning algorithm that is mainly used to solve the classification problems but can also be used for solving the regression problems. It can work with both categorical variables and continuous variables. It shows a tree-like structure that includes nodes and branches, and starts with the root node that expand on further branches till the leaf node. The **internal node** is used to represent the **features of the dataset**, **branches show the decision rules**, and **leaf nodes represent the outcome of the problem**.

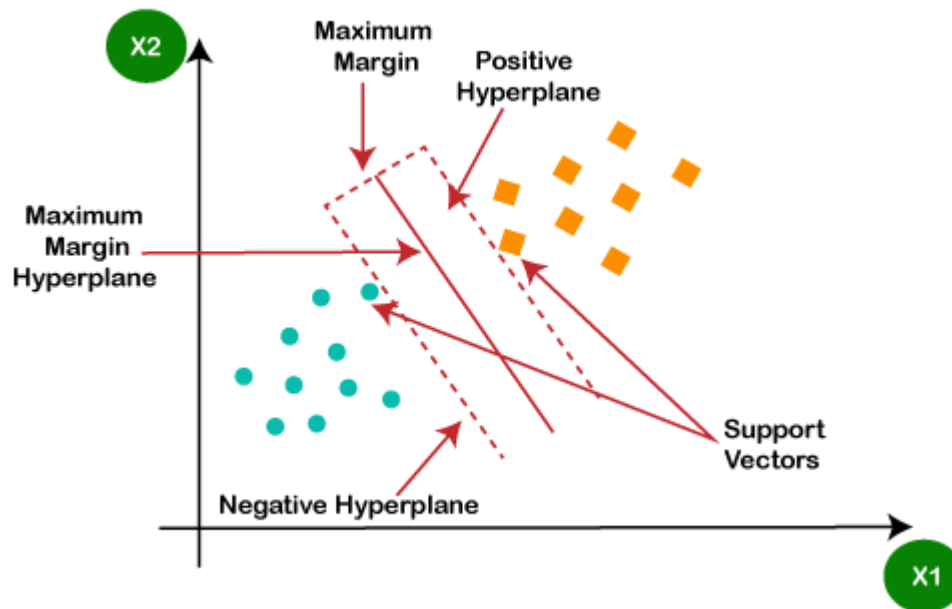
Some real-world applications of decision tree algorithms are identification between cancerous and non-cancerous cells, suggestions to customers to buy a car, etc. [Read more..](#)

4. Support Vector Machine Algorithm

A support vector machine or SVM is a supervised learning algorithm that can also be used for classification and regression problems. However, it is primarily used for classification problems. The goal of SVM is to create a hyperplane or decision boundary that can segregate datasets into different classes.

The data points that help to define the hyperplane are known as **support vectors**, and hence it is named as support vector machine algorithm.

Some real-life applications of SVM are **face detection, image classification, Drug discovery**, etc. Consider the below diagram:



As we can see in the above diagram, the hyperplane has classified datasets into two different classes. [Read more..](#)

5. Naïve Bayes Algorithm:

Naïve Bayes classifier is a supervised learning algorithm, which is used to make predictions based on the probability of the object. The algorithm named as Naïve Bayes as it is based on **Bayes theorem**, and follows the *naïve* assumption that says' variables are independent of each other.

The Bayes theorem is based on the conditional probability; it means the likelihood that event(A) will happen, when it is given that event(B) has already happened. The equation for Bayes theorem is given as:

$$P(A|B) = \frac{P(B|A)P(A)}{P(B)}$$

Naïve Bayes classifier is one of the best classifiers that provide a good result for a given problem. It is easy to build a naïve bayesian model, and well suited for the huge amount of dataset. It is mostly used for **text classification**. [Read more..](#)

6. K-Nearest Neighbour (KNN)

K-Nearest Neighbour is a supervised learning algorithm that can be used for both classification and regression problems. This algorithm works by assuming the similarities between the new data point and available data points. Based on these similarities, the new data points are put in the most similar categories. It is also known as the lazy learner algorithm as it stores all the available datasets and classifies each new case with the help of K-neighbours. The new case is assigned to the nearest class with most similarities, and any distance function measures the distance between the data points. The distance function can be **Euclidean, Minkowski, Manhattan, or Hamming distance**, based on the requirement. [Read more..](#)

7. K-Means Clustering

K-means clustering is one of the simplest unsupervised learning algorithms, which is used to solve the clustering problems. The datasets are grouped into K different clusters based on similarities and dissimilarities, it means, datasets with most of the commonalties remain in one cluster which has very less or no commonalties between other clusters. In K-means, K-refers to the number of clusters, and **means** refer to the averaging the dataset in order to find the centroid.

It is a centroid-based algorithm, and each cluster is associated with a centroid. This algorithm aims to reduce the distance between the data points and their centroids within a cluster.

This algorithm starts with a group of randomly selected centroids that form the clusters at starting and then perform the iterative process to optimize these centroids' positions.

It can be used for spam detection and filtering, identification of fake news, etc. [Read more..](#)

8. Random Forest Algorithm

Random forest is the supervised learning algorithm that can be used for both classification and regression problems in machine learning. It is an ensemble learning technique that provides the predictions by combining the multiple classifiers and improve the performance of the model.

It contains multiple decision trees for subsets of the given dataset, and find the average to improve the predictive accuracy of the model. A random-forest should contain 64-128 trees. The greater number of trees leads to higher accuracy of the algorithm.

To classify a new dataset or object, each tree gives the classification result and based on the majority votes, the algorithm predicts the final output.

Random forest is a fast algorithm, and can efficiently deal with the missing & incorrect data. [Read more..](#)

9. Apriori Algorithm

Apriori algorithm is the unsupervised learning algorithm that is used to solve the association problems. It uses frequent itemsets to generate association rules, and it is designed to work on the databases that contain transactions. With the help of these association rule, it determines how strongly or how weakly two objects are connected to each other. This algorithm uses a breadth-first search and Hash Tree to calculate the itemset efficiently.

The algorithm process iteratively for finding the frequent itemsets from the large dataset.

The apriori algorithm was given by the **R. Agrawal and Srikant** in the year 1994. It is mainly used for market basket analysis and helps to understand the products that can be bought together. It can also be used in the healthcare field to find drug reactions in patients. [Read more..](#)

10. Principle Component Analysis

Principle Component Analysis (PCA) is an unsupervised learning technique, which is used for dimensionality reduction. It helps in reducing the dimensionality of the dataset that contains many features correlated with each other. It is a statistical process that converts the observations of correlated features into a set of linearly uncorrelated features with the help of orthogonal transformation. It is one of the popular tools that is used for exploratory data analysis and predictive modeling.

PCA works by considering the variance of each attribute because the high variance shows the good split between the classes, and hence it reduces the dimensionality.