
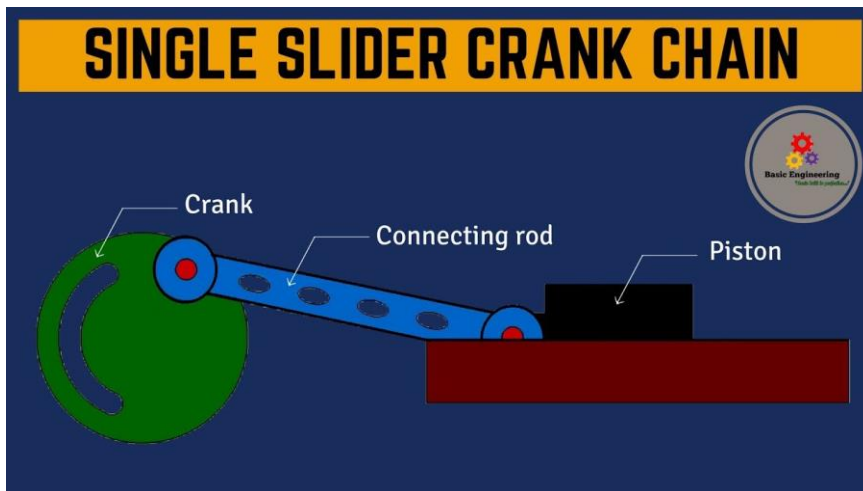




Inversions of Mechanism





KINEMATIC CHAIN



INVERSION of Mechanism:

A Process of obtaining different Mechanism by fixing different-different link of same kinematic chain at different-different time.



INVERSIONS of KINEMATIC CHAIN

Solidworks Fun
By: Praveen Singh


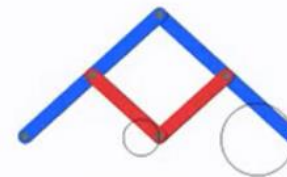
1. Four Bar Chain

1st Inversion: Double-Crank Mechanism/
Coupled Wheels of Locomotive

2nd Inversion: Crank and Lever Mechanism/
Beam Engine

3rd Inversion: Pantograph

4th Inversion: Watt Mechanism





INVERSIONS of KINEMATIC CHAIN

Solidworks Fun
By: Praveen Singh


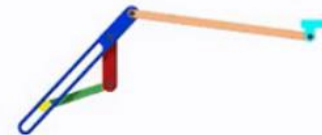
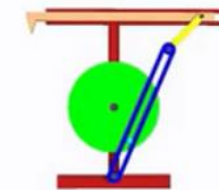

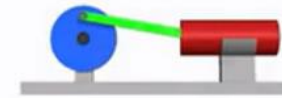
2. Slider-Crank Chain

1st Inversion: Slider-Crank Mechanism

2nd Inversion: Hand Pump

3rd Inversion: > Oscillating Cylinder Engine
> Crank & Slotted Quick Return Mechanism

4th Inversion: > Whitworth Quick Return
> Rotary Engine (Gnome)





INVERSIONS of KINEMATIC CHAIN

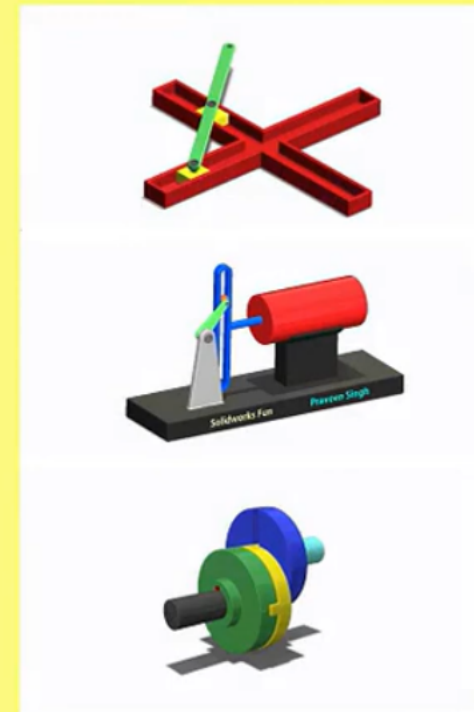
3. Double Slider-Crank Chain

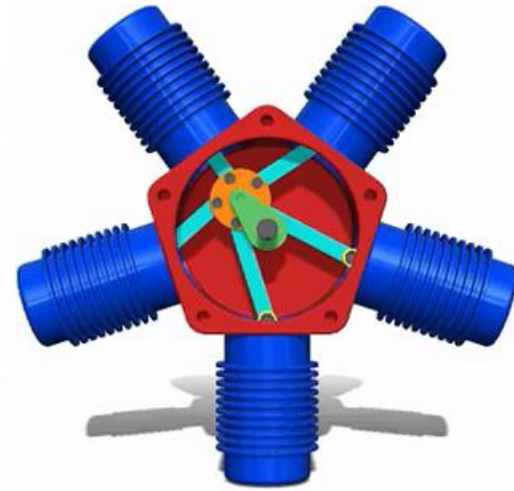

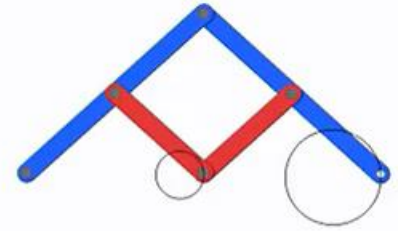
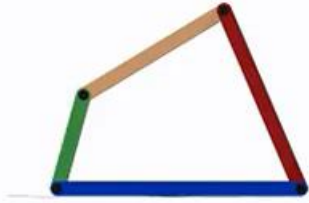
1st Inversion: Elliptical Trammel

2nd Inversion: Scotch Yoke Mechanism

3rd Inversion: Oldham's Coupling

Solidworks Fun
By: Praveen Singh





Solidworks Fun
By: Praveen Singh

