



Transmission Media, Networking Devices

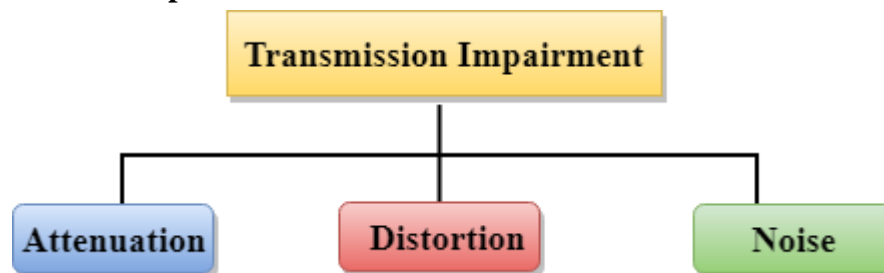
Transmission Media:

- Transmission media is a communication channel that carries the information from the sender to the receiver. Data is transmitted through the electromagnetic signals.
- The main functionality of the transmission media is to carry the information in the form of bits through LAN(Local Area Network).
- It is a physical path between transmitter and receiver in data communication.
- In a copper-based network, the bits in the form of electrical signals.
- In a fibre based network, the bits in the form of light pulses.
- In **OSI**(Open System Interconnection) phase, transmission media supports the Layer 1. Therefore, it is considered to be as a Layer 1 component.
- The electrical signals can be sent through the copper wire, fibre optics, atmosphere, water, and vacuum.
- The characteristics and quality of data transmission are determined by the characteristics of medium and signal.
- Transmission media is of two types are wired media and wireless media. In wired media, medium characteristics are more important whereas, in wireless media, signal characteristics are more important.
- Different transmission media have different properties such as bandwidth, delay, cost and ease of installation and maintenance.
- The transmission media is available in the lowest layer of the OSI reference model, i.e., **Physical layer**.

Some factors need to be considered for designing the transmission media:

- **Bandwidth:** All the factors are remaining constant, the greater the bandwidth of a medium, the higher the data transmission rate of a signal.
- **Transmission impairment:** When the received signal is not identical to the transmitted one due to the transmission impairment. The quality of the signals will get destroyed due to transmission impairment.
- **Interference:** An interference is defined as the process of disrupting a signal when it travels over a communication medium on the addition of some unwanted signal.

Causes Of Transmission Impairment:



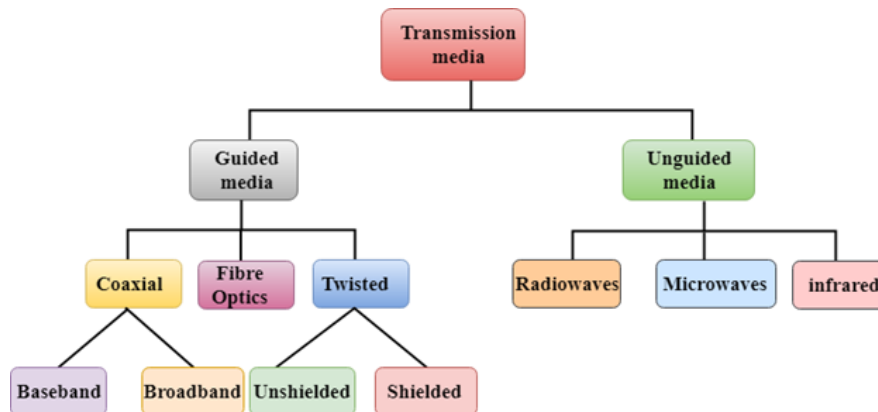
- **Attenuation:** Attenuation means the loss of energy, i.e., the strength of the signal decreases with increasing the distance which causes the loss of energy.



DEPARTMENT OF COMPUTER SCIENCE AND ENGINEERING

- **Distortion:** Distortion occurs when there is a change in the shape of the signal. This type of distortion is examined from different signals having different frequencies. Each frequency component has its own propagation speed, so they reach at a different time which leads to the delay distortion.
- **Noise:** When data is travelled over a transmission medium, some unwanted signal is added to it which creates the noise.

Classification Of Transmission Media:



Guided Media

This kind of transmission media is also known as wired otherwise bounded media. In this type, the signals can be transmitted directly & restricted in a thin path through physical links.

The main features of guided media mainly include secure, high-speed, and used in small distances

Networking Devices:

Network devices, or networking hardware, are physical devices that are required for communication and interaction between hardware on a computer network.

Types of network devices

Here is the common network device list:

- Hub
- Switch
- Router
- Bridge
- Gateway
- Modem
- Repeater
- Access Point

Hardware devices that are used to connect computers, printers, fax machines and other electronic devices to a network are called **network devices**. These devices transfer data in a fast, secure and correct way over same or different networks. Network devices may be inter-network or intra-network.

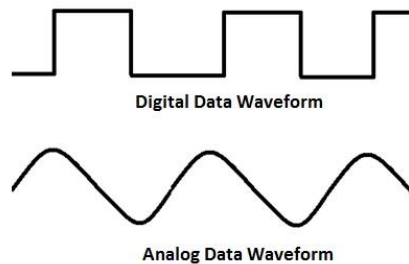


DEPARTMENT OF COMPUTER SCIENCE AND ENGINEERING

Some devices are installed on the device, like NIC card or RJ45 connector, whereas some are part of the network, like router, switch, etc. Let us explore some of these devices in greater detail.

Modem

Modem is a device that enables a computer to send or receive data over telephone or cable lines. The data stored on the computer is digital whereas a telephone line or cable wire can transmit only analog data.



The main function of the modem is to convert digital signal into analog and vice versa. Modem is a combination of two devices – **modulator** and **demodulator**. The **modulator** converts digital data into analog data when the data is being sent by the computer. The **demodulator** converts analog data signals into digital data when it is being received by the computer.

Types of Modem

Modem can be categorized in several ways like direction in which it can transmit data, type of connection to the transmission line, transmission mode, etc.

Depending on direction of data transmission, modem can be of these types –

- **Simplex** – A simplex modem can transfer data in only one direction, from digital device to network (modulator) or network to digital device (demodulator).
- **Half duplex** – A half-duplex modem has the capacity to transfer data in both the directions but only one at a time.
- **Full duplex** – A full duplex modem can transmit data in both the directions simultaneously.

RJ45 Connector

RJ45 is the acronym for **Registered Jack 45**. **RJ45 connector** is an 8-pin jack used by devices to physically connect to **Ethernet based local area networks (LANs)**. **Ethernet** is a technology that defines protocols for establishing a LAN. The cable used for Ethernet LANs are twisted pair ones and have **RJ45 connector pins** at both ends. These pins go into the corresponding socket on devices and connect the device to the network.



Ethernet Card

Ethernet card, also known as **network interface card (NIC)**, is a hardware component used by computers to connect to **Ethernet LAN** and communicate with other devices on the LAN. The earliest **Ethernet cards** were external to the system and needed to be installed manually. In modern computer systems, it is an internal hardware component. The NIC has **RJ45 socket** where network cable is physically plugged in.

Ethernet card speeds may vary depending upon the protocols it supports. Old Ethernet cards had maximum speed of **10 Mbps**. However, modern cards support fast Ethernets up to a speed of **100 Mbps**. Some cards even have capacity of **1 Gbps**.

Router

A **router** is a **network layer** hardware device that transmits data from one LAN to another if both networks support the same set of protocols. So a **router** is typically connected to at least two LANs and the **internet service provider (ISP)**. It receives its data in the form of **packets**, which are **data frames** with their **destination address** added. Router also strengthens the signals before transmitting them. That is why it is also called **repeater**.

Routing Table

A router reads its routing table to decide the best available route the packet can take to reach its destination quickly and accurately. The routing table may be of these two types –

- **Static** – In a static routing table the routes are fed manually. So it is suitable only for very small networks that have maximum two to three routers.
- **Dynamic** – In a dynamic routing table, the router communicates with other routers through protocols to determine which routes are free. This is suited for larger networks where manual feeding may not be feasible due to large number of routers.

Switch

Switch is a network device that connects other devices to **Ethernet** networks through **twisted pair** cables. It uses **packet switching** technique to **receive, store and forward data packets** on the network. The switch maintains a list of network addresses of all the devices connected to it.

On receiving a packet, it checks the destination address and transmits the packet to the correct port. Before forwarding, the packets are checked for collision and other network errors. The data is transmitted in full duplex mode

Data transmission speed in switches can be double that of other network devices like hubs used for networking. This is because switch shares its maximum speed with all the devices connected to it. This



SNS COLLEGE OF TECHNOLOGY, COIMBATORE –35 (An Autonomous Institution)



DEPARTMENT OF COMPUTER SCIENCE AND ENGINEERING

helps in maintaining network speed even during high traffic. In fact, higher data speeds are achieved on networks through use of multiple switches.

Gateway

Gateway is a network device used to connect two or more dissimilar networks. In networking parlance, networks that use different protocols are **dissimilar networks**. A gateway usually is a computer with multiple **NICs** connected to different networks. A gateway can also be configured completely using software. As networks connect to a different network through gateways, these gateways are usually hosts or end points of the network.

Gateway uses **packet switching** technique to transmit data from one network to another. In this way it is similar to a **router**, the only difference being router can transmit data only over networks that use same protocols.

Wi-Fi Card

Wi-Fi is the acronym for **wireless fidelity**. **Wi-Fi technology** is used to achieve **wireless connection** to any network. **Wi-Fi card** is a **card** used to connect any device to the local network wirelessly. The physical area of the network which provides internet access through Wi-Fi is called **Wi-Fi hotspot**. Hotspots can be set up at home, office or any public space. Hotspots themselves are connected to the network through wires.

A **Wi-Fi card** is used to add capabilities like **teleconferencing**, **downloading** digital camera images, **video chat**, etc. to old devices. Modern devices come with their in-built **wireless network adapter**.