



SNS COLLEGE OF NURSING
Saravanampatti (po), coimbatore.

DEPARTMENT OF NURSING
COURSE NAME : BSC (NURSING) II YEAR
SUBJECT : CET
UNIT VII: ASSESSMENT
TOPIC : CLASSIFICATION OF ASSESSMENT
TOOLS AND TECHNIQUES



OBSERVATION CHECKLIST



A checklist is a simple instrument consisting prepared list of expected items of performance or attributes, which are checked by a evaluator for their presence or absence.



OBSERVATION CHECKLIST



- Characteristics of a checklist.
- Observe one respondent at one time.
- Clearly specify the characteristics of the behavior to be observed.
- The observer should be trained how to observe.
- Use checklist only when you are interested in calculating a particular characteristics.



ADVANTAGES



- Checklists allow inter-individual comparisons.
- They provide a simple method to record observations.
- They are adaptable to subject matter areas.
- They are helpful in evaluating procedure work.
- Decreases the chances of errors in observation.



DISADVANTAGES



- It not indicate quality of performance.
- Only limited component can be evaluated.
- It has limited use in qualitative observations.
- Checklists are not easy to prepare.




RATING SCALE



- It is the term used to express opinion or judgement regarding some performance of a person, object, situation & character.
- It refers to a scale with a set of opinion, which describes varying degree of the dimensions of an attitude or a phenomenon being observed.
- It could be a 3-point, 5-point, 7-point rating scale.

TYPES OF RATING SCALE

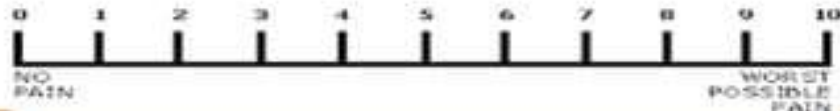
1. Graphic Rating Scale



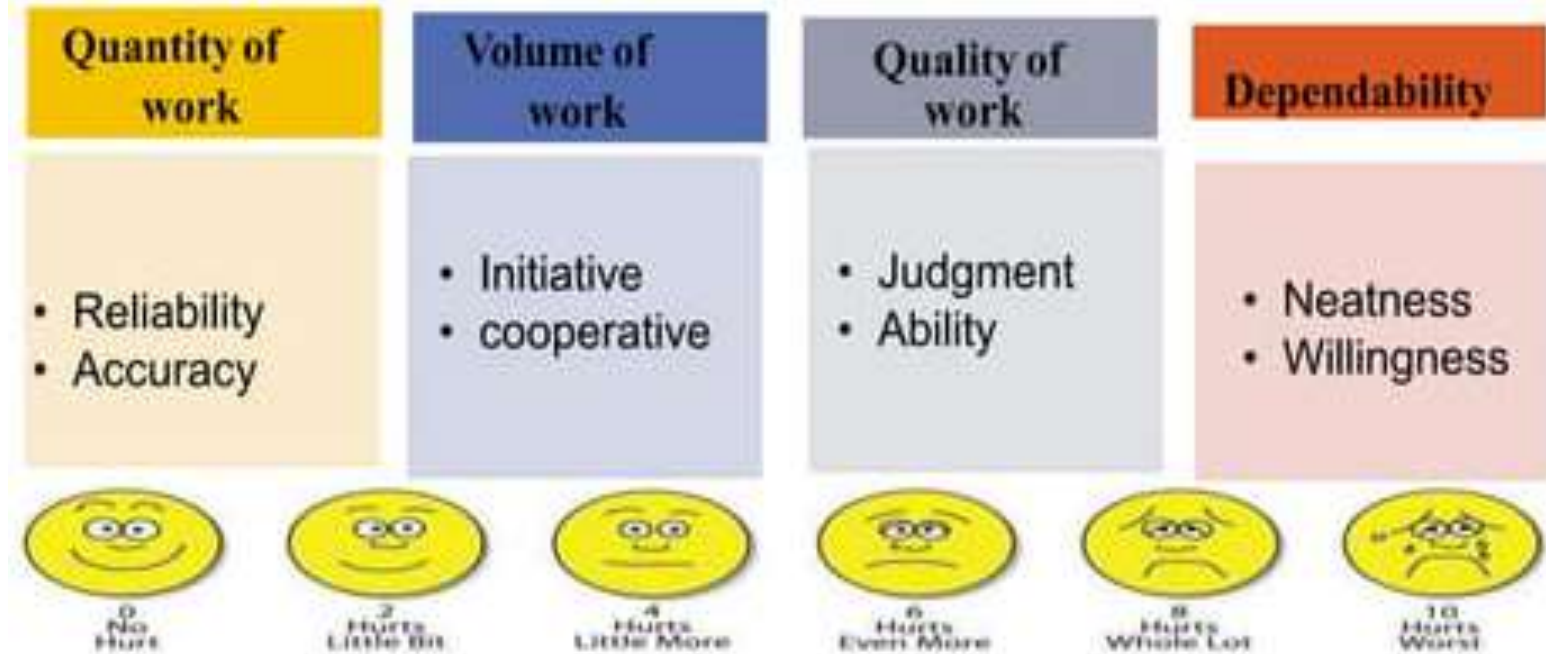
2. Descriptive Rating Scale

Nursing Personnel in a ward	Level of Clinical Performance			
	Very active	Active	Moderately active	passive
1. Ankit				
2. Rajesh				
3. Priti				
4. subha				

3. Numerical Rating Scale



CONTENT IN RATING SCALE





ADVANTAGES



- These are easy to administer.
- It less time-consuming.
- It can be easily used for a large group.
- They are also used for quantitative methods.
- They are used to evaluate performance & skills & product outcomes.



DISADVANTAGES



- It is difficult or dangerous to fix up rating about many aspects of an individual.
- Misuse can result in a decrease in objectivity.



PRACTICAL EXAMINATION



- This is concerned with the assessment of practical performance skills & practice competency acquired by a student during the course of a particular programme.



PURPOSE



- To assess the practical skills.
- To assess the development in affect domain.
- To assess the student's problem solving skills.
- To assess the recording & reporting skills.
- To assess multiple performance task such as assessment, planning, implementation, communication



ADVANTAGES



- It provide an opportunity to assess the skills & competency.
- It provide an opportunity to the examiner for assessing the use of compartmentalized knowledge.
- An examiner also get an opportunity to assess the communication & interpersonal skills.



DISADVANTAGES



- It not considered an objective method of assessment.
- It time consuming process.
- It not feasible for large group.
- Sometime it considered as unethical to expose patients for examining students.



IMPORTANCE

- Assessment is a key component of learning because it helps students learn.
- When students are able to see how they are doing in a class, they are able to determine whether or not they understand course material.
- Assessment can also help motivate students



CONCLUSION



In education, assessment plays an important role in the process of learning and motivation. The types of assessment tasks that we ask our students to do determine how students will approach the learning task and what study behaviors they will use.





ASSESSMENT



1. What is meant by observational checklist?
2. What are all the types of rating scale?
3. List down the advantages of practical examination?
4. Explain the importance of assessment?





REFERENCES



1. B.T. Basavantappas "Nursing Education", first edition, 2003, Jaypee Brothers publication, New Delhi, India.
2. [http://:WWW.unesco.org/education/nfsunesco/pdf/LESTAG_E.PDF](http://WWW.unesco.org/education/nfsunesco/pdf/LESTAG_E.PDF)



REFERENCES



3. <http://monroecc.edu/manila/webfiles/pbrunett/audiovisual.pdf>

4. <http://wp.lps.org/jholbei/files/2012/03/visual-aids.pdf>

5. Farrant, (1998) ,Principles and Practice of Education, "Essex: LONGMAN .



*Thank
you*