



SNS COLLEGE OF NURSING
Saravanampatti (po), coimbatore.

DEPARTMENT OF NURSING
COURSE NAME : BSC (NURSING) II YEAR
SUBJECT : CET
UNIT: VII EDUCATIONAL MEDIA
TOPIC : POSTERS ,FLASH CARD



OBJECTIVES




- ✓ Define chart, flashcards.
- ✓ Understand the preparation of flash cards, posters etc.
- ✓ Explain the advantages and disadvantages of posters, flash cards



POSTER



- Posters are the graphic aids.
- Usually contains some message.
- Used for drawing attention and developing interest





PURPOSE



- Draws proper attention of learners
- Involves them at a level of better understanding.
- Creates an atmospheric interest.
- For the classroom and community

of a busy street. Write a paragraph about the scene.
is.



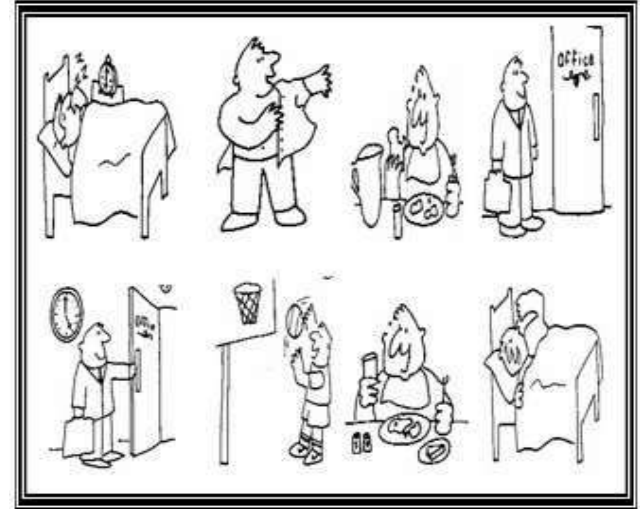


TYPES



There are five different types of posters.

- Advertising posters
- Informative posters
- Subject Posters
- Affirmation posters
- Propaganda posters






ADVERTISING POSTER



- Could be seen everywhere
- Product and event
- Usually presented in full colours
- Could b seen in highly traffic area





INFORMATIVE POSTER

- Inform or educate people about something.
- Used for social awareness campaign
- To help save an endangered species





SUBJECT POSTER



- The portrait of some famous personality or artist is the subject of these posters
- Concert or art function Affirmation posters
- Inspiring or motivational sayings Verses, slogans or pictures
- To make people motivated, cheer up and comforted



PROPAGANDA POSTER



- Often contain negative press
- Associated with political campaigns Portray the values or philosophy of a company or political leader





FLASH CARD





INTRODUCTION



- Small compact cards, which flashed before the class to bring any idea.
- Provide variety and activity by using simple drawing or photographs.
- Card generally 25x30 cm size
- They may be used for reviewing a lesson with students.



PREPARATION



- Cut a chart paper into 4 equal parts
- Write content with stencils and sketch
- Height of writing on flash card approximately 5 cm
- Make a rough card on ordinary paper first
- Then transfer it on the chart paper



USES



- Give brief introduction about lesson to students
- Give instructions to students about their actions while you Flash the cards
- Flash the cards in front of the class by holding it high with both hands
- Let the students respond as per instructions already given



ADVANTAGE



1. Can be used for introduction and presentation
2. Apply information already gained by students
3. Help in review the topic
4. Develop cognitive and recalling abilities
5. Used for playing educational games for learning



DISADVANTAGE



- Not useful for large group
- Time consuming to prepare the cards



CONCLUSION



At the end of class ,

It helps to increase students attention and helps to convey message clear and more memorable, which helps the teacher to achieve the primary goal. Helps the teacher to clarify, establish, correlated and coordinate accurate concepts through these aids.





ASSESSMENT



1. Define flash card(2)
2. Advantages of flashcard? (2)
3. Types of posters?(2)
4. Preparation of flash card?(2)





REFERENCES



1. B.T. Basavantappas "Nursing Education", first edition, 2003, Jaypee Brothers publication, New Delhi, India.
2. http://WWW.unesco.org/education/nfsunesco/pdf/LESTAG_E.PDF



REFERENCES



3. <http://monroecc.edu/manila/webfiles/pbrunett/audiovisual.pdf>

4. <http://wp.lps.org/jholbei/files/2012/03/visual-aids.pdf>

5. Farrant, (1998) ,Principles and Practice of Education, "Essex: LONGMAN .



Thank
you