



SNS COLLEGE OF ENGINEERING

Kurumbapalayam (Po), Coimbatore – 641 107

An Autonomous Institution

Accredited by NBA – AICTE and Accredited by NAAC – UGC with 'A' Grade
Approved by AICTE, New Delhi & Affiliated to Anna University, Chennai


DEPARTMENT OF ELECTRICAL AND ELECTRONICS ENGINEERING

COURSE NAME : 19EE101-BASIC ELECTRICAL & ELECTRONICS ENGINEERING

I YEAR /II SEMESTER CSE

Unit 1: Electrical Circuits & Measurements

Topic 2: Kirchhoff's Law







KIRCHHOFF'S LAW


In 1845, a German physicist, **Gustav Kirchhoff** developed a pair or set of rules or laws which deal with the conservation of current and energy within electrical circuits.

These two rules are commonly known as: Kirchhoffs Circuit Laws with one of Kirchhoffs laws dealing with the current flowing around a closed circuit, **Kirchhoffs Current Law, (KCL)** while the other law deals with the voltage sources present in a closed circuit, **Kirchhoffs Voltage Law, (KVL)**.



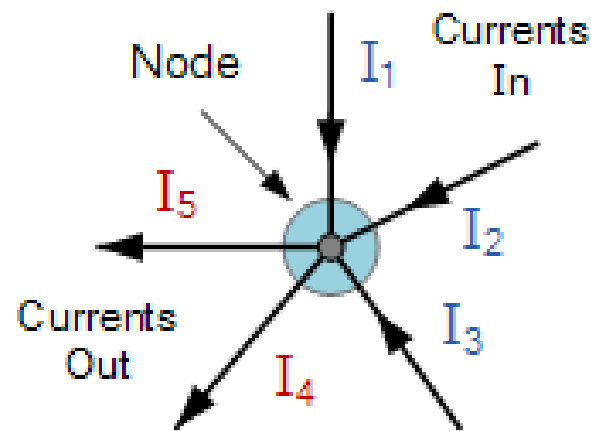


KIRCHHOFF'S CURRENT LAW



The algebraic sum of ALL the currents entering and leaving a node must be equal to zero, $I_{(\text{exiting})} + I_{(\text{entering})} = 0$.

Currents Entering the Node
Equals
Currents Leaving the Node



$$I_1 + I_2 + I_3 + (-I_4 + -I_5) = 0$$

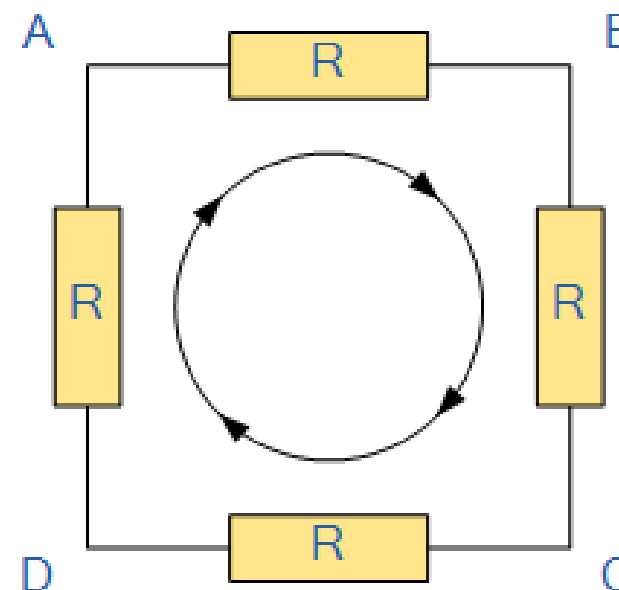




KIRCHHOFF'S VOLTAGE LAW

“In any closed loop network, the total voltage around the loop is equal to the sum of all the voltage drops within the same loop”

The sum of all the Voltage Drops around the loop is equal to Zero



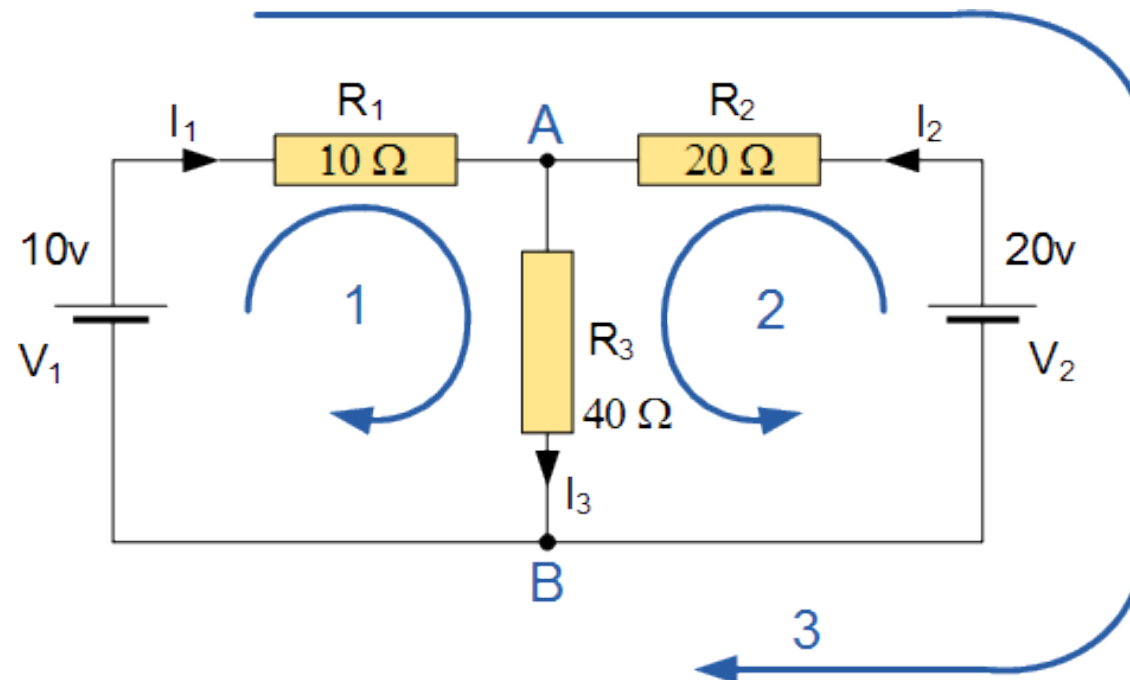
$$V_{AB} + V_{BC} + V_{CD} + V_{DA} = 0$$



CHALLENGE

Find the current flowing in the 40Ω Resistor, R_3

Mesh Loop Method

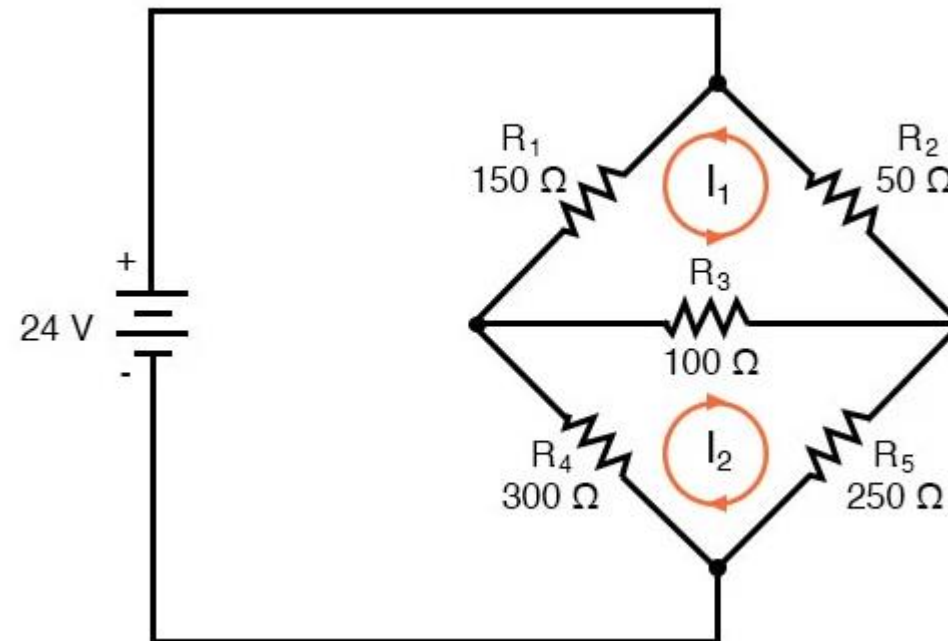


The current flowing in resistor R_3 is given as : $-0.143 + 0.429 = 0.286$ Amps
voltage across the resistor R_3 is given as : $0.286 \times 40 = 11.44$ volts



YOUR CHALLENGE

Find the current flowing through 150 ohm Resistor R1





REFERENCES

1. Muthusubramanian R, Salivahanan S, “Basic Electrical and Electronics Engineering”, Tata McGraw Hill Publishers, (2009) - UNIT I – V
2. Bhattacharya. S.K, “Basic Electrical and Electronics Engineering”, Pearson Education , (2017) – UNIT I – IV
3. Mehta V K, Mehta Rohit, “Principles of Electrical Engineering and Electronics”, S.Chand & Company Ltd, (2010)- UNIT I and II
4. Mehta V K, Mehta Rohit, “Principles of Electronics”, S.Chand & Company Ltd, (2005)- UNIT IV and V

THANK YOU