



SNS COLLEGE OF ENGINEERING

Kurumbapalayam (Po), Coimbatore – 641 107

An Autonomous Institution

Accredited by NBA – AICTE and Accredited by NAAC – UGC with 'A' Grade

Approved by AICTE, New Delhi & Affiliated to Anna University, Chennai

DEPARTMENT OF ELECTRICAL AND ELECTRONICS ENGINEERING

COURSE NAME : 19EC309 ELECTRICAL MACHINES AND POWER SYSTEMS

II YEAR / 03 SEMESTER MECH & MCT

Unit 1 – DC Machines

Construction, Operation and EMF Equation of DC Generator

Can You Guess?

- What is This?
- Where we are using?
- For What we have to use?
- When we have to use?





Rotating Electrical Machines

- These can be divided into:

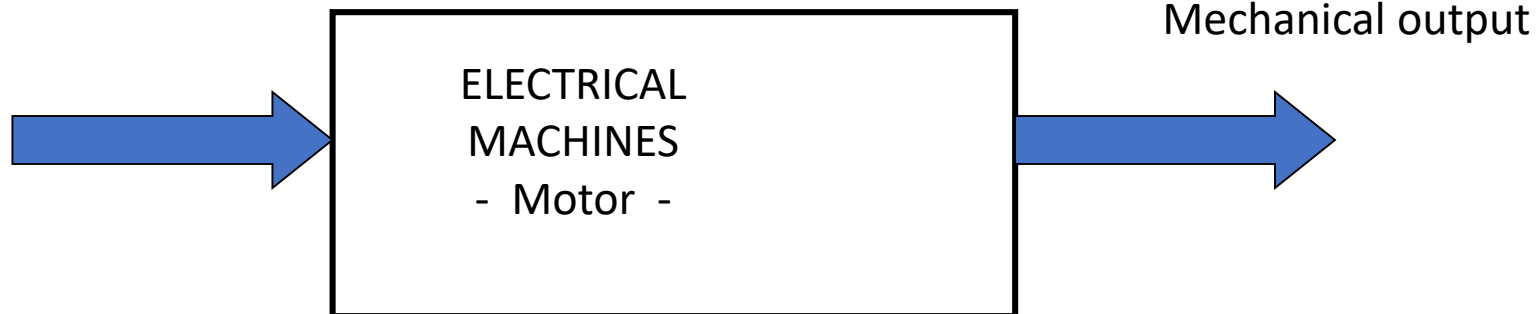
Generators – which convert mechanical energy into electrical energy

Motors – which convert electrical energy into mechanical energy

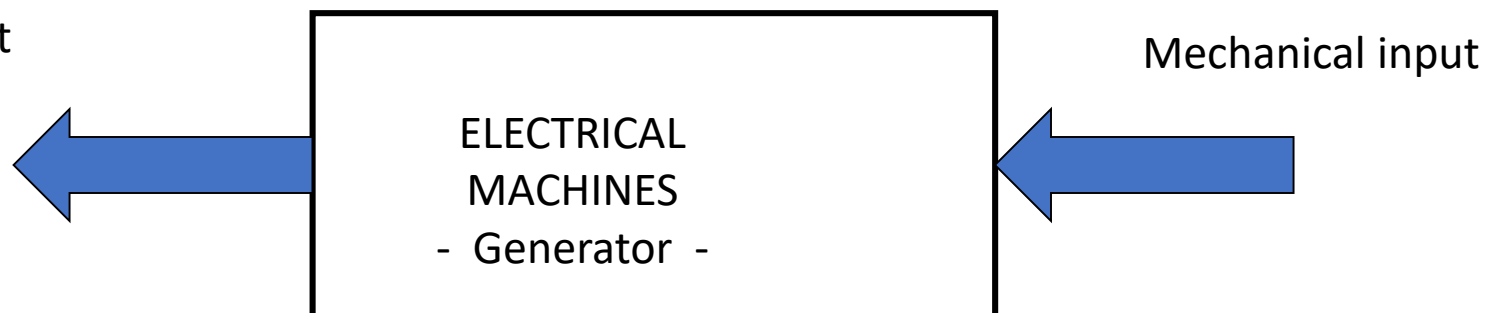
- Both types operate through the interaction between a *magnetic field* and a set of *windings*



Electrical input



Electrical output



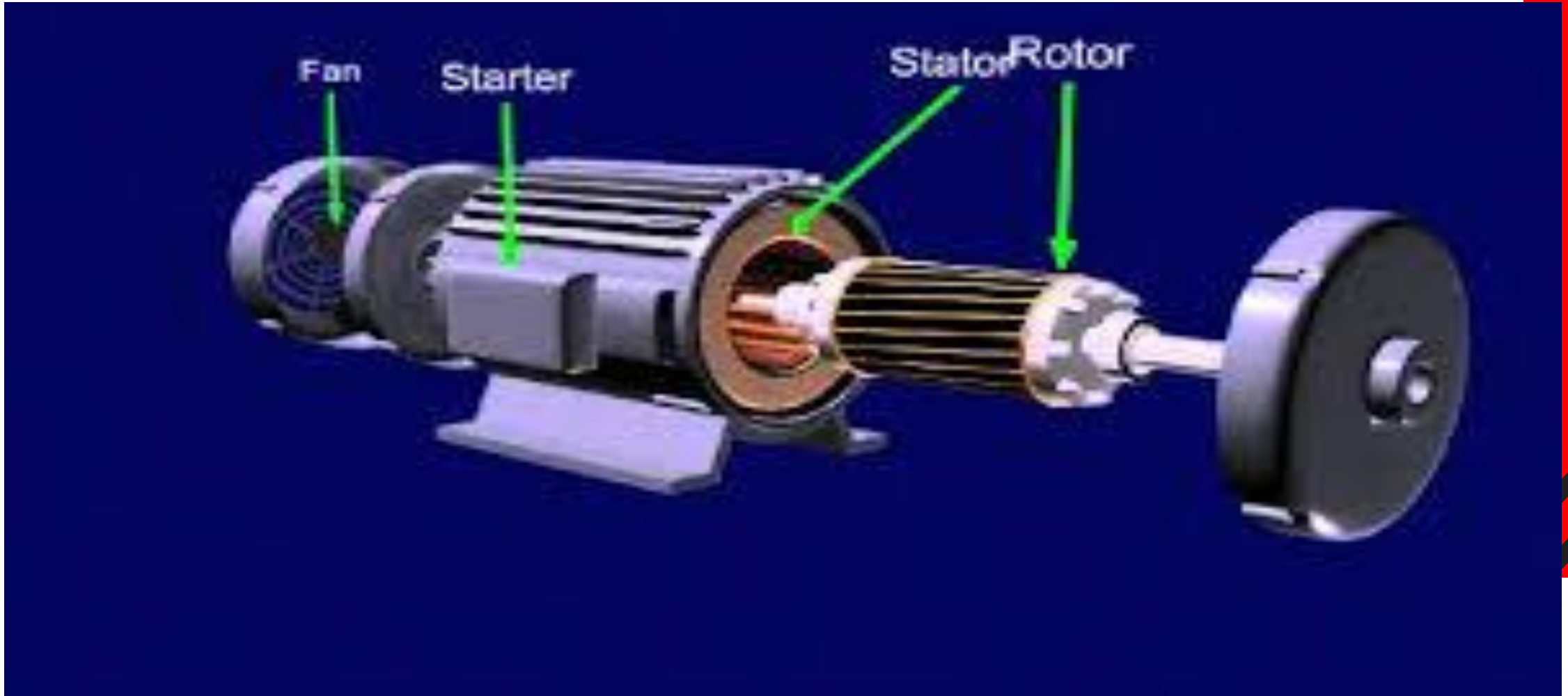



DC Generator

- Principle of operation – Faraday's law of electromagnetic induction
- When a conductor is rotated in a magnetic field to cut the magnetic lines of flux, dynamically induced EMF is produced in the conductor.
- Basic requirements:
 - A steady magnetic field
 - Conductor or coils
 - Relative motion b/w magnetic field and conductors

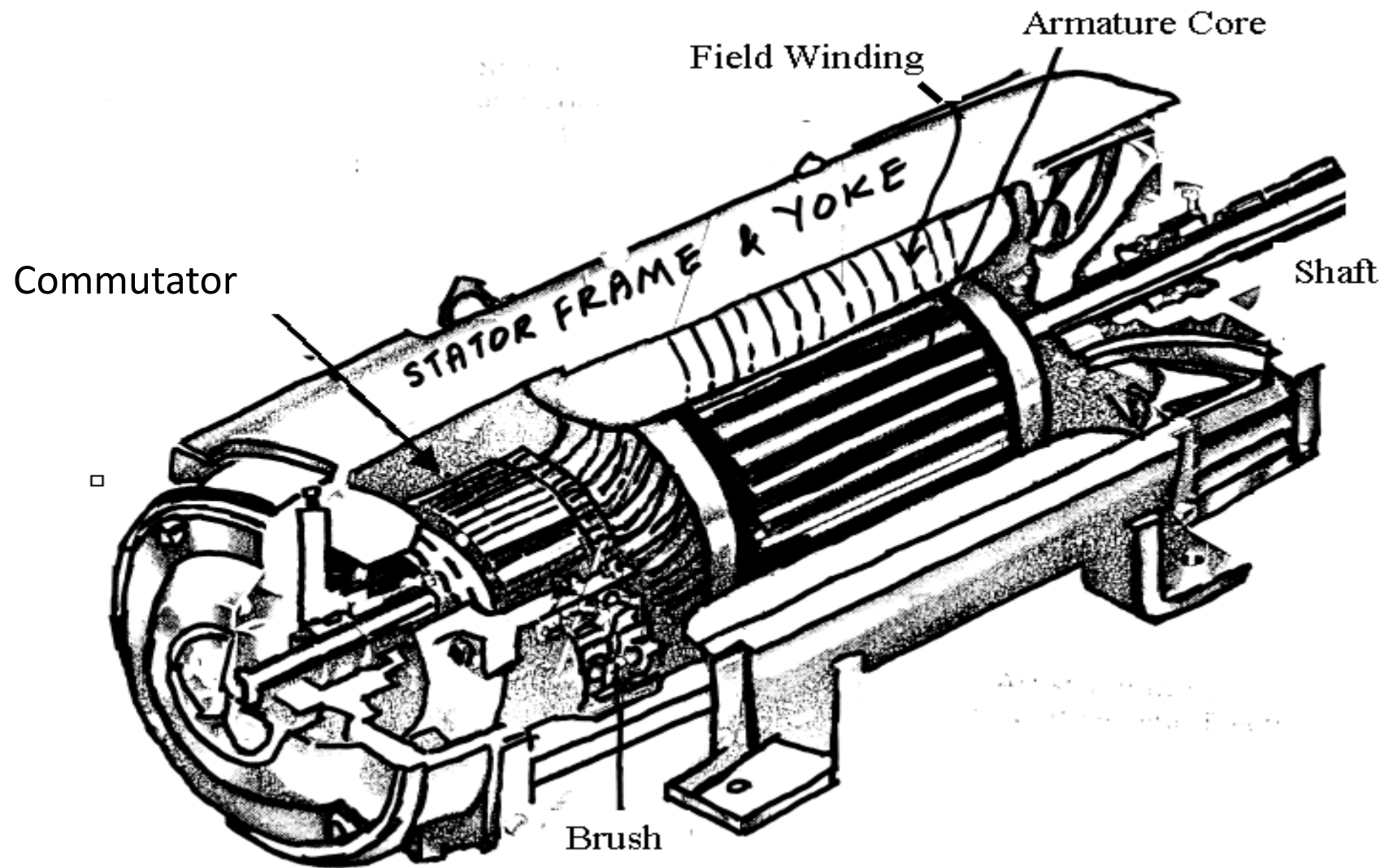


DC Machine



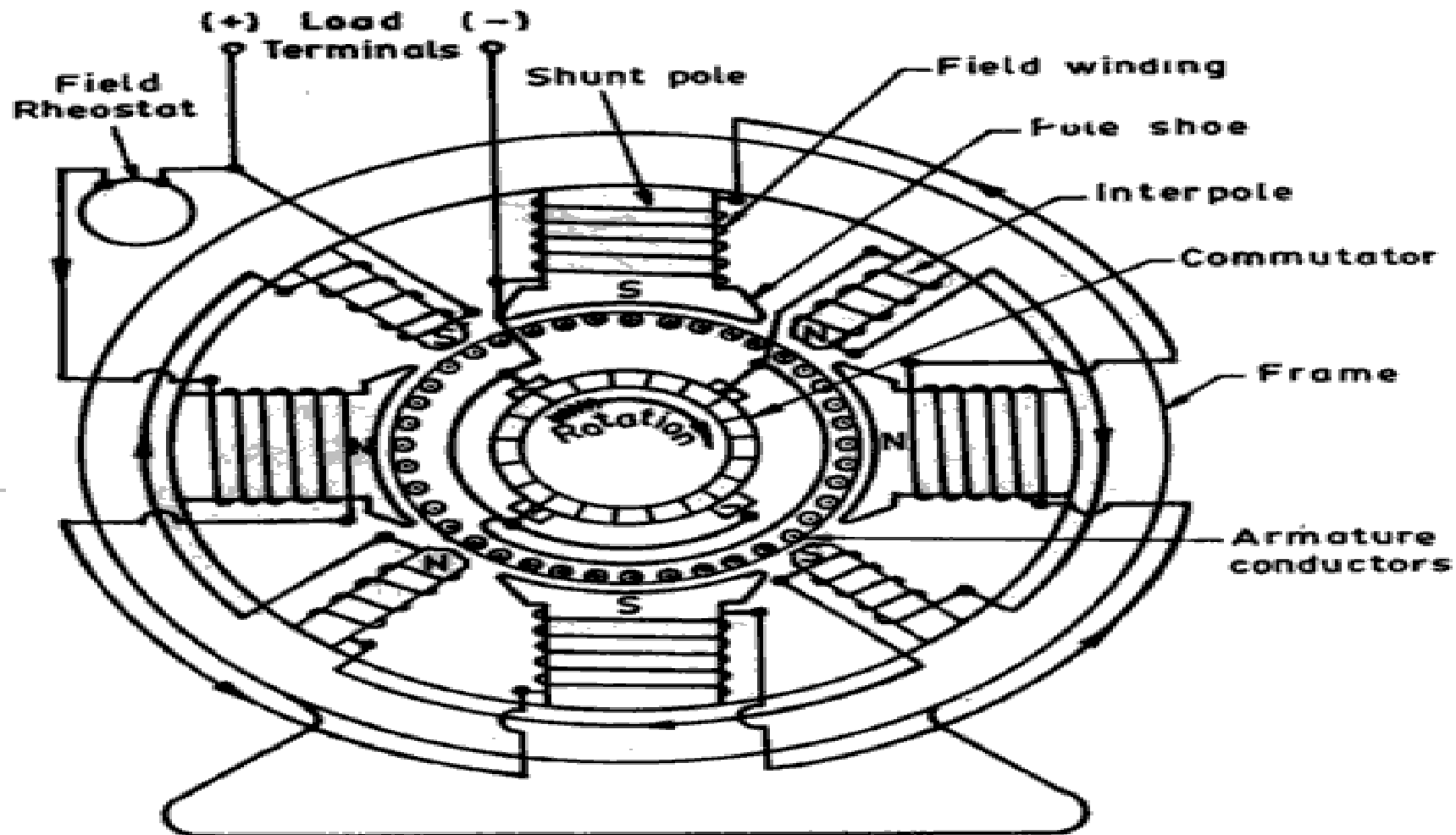


DC Machine





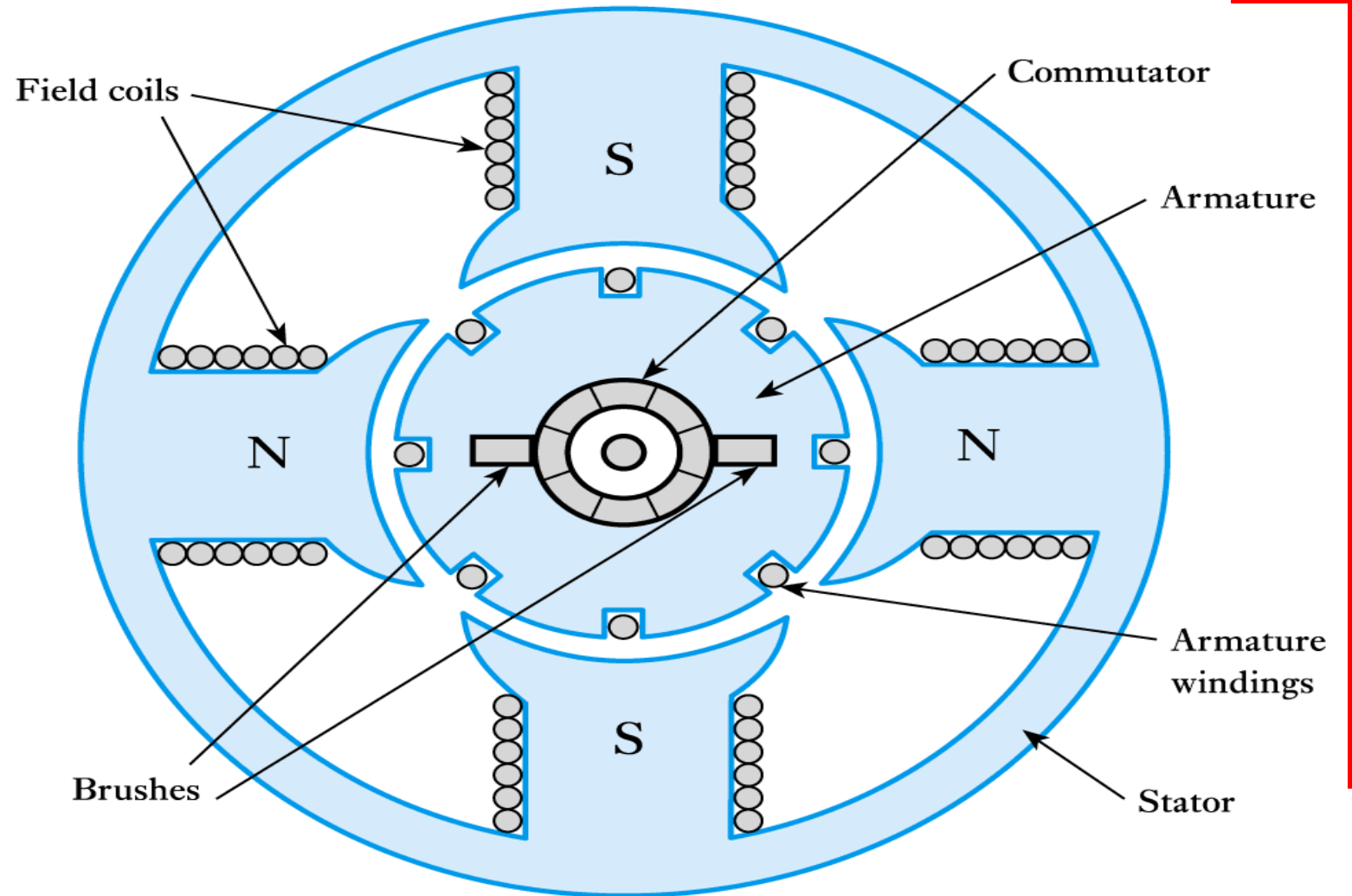
Sectional view of a DC machine





Construction of DC Generator

- ▶ Field system
- ▶ Armature core
- ▶ Armature winding
- ▶ Commutator
- ▶ Brushes



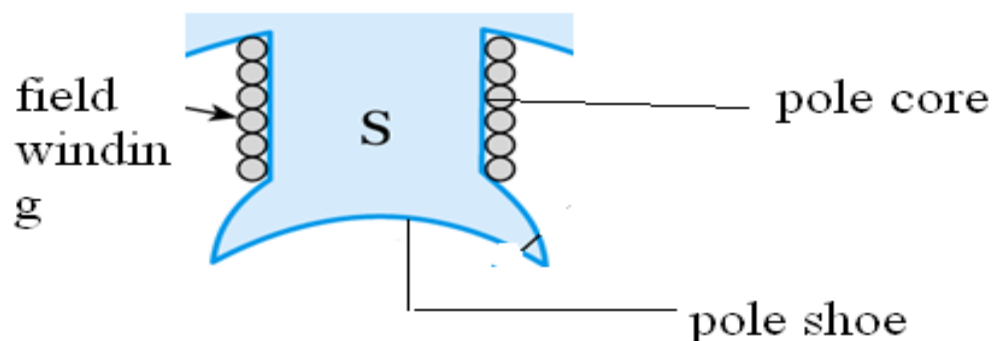


Yoke:

- ✓ Provides mechanical support
- ✓ Carries magnetic flux
- ✓ Made up of cast iron

Field system:

- ✓ Poles & field winding
- ✓ Made up of Electromagnets





Inter poles


- ✓ Placed b/w main poles
- ✓ Used for improving commutation

Field winding:

- ✓ Placed on pole core
- ✓ Carry the current and produces the magnetic flux


Armature :

- ✓ Armature core –mounted on shaft & is cylindrical
- ✓ Armature winding-emf is induced in armature conductors
- ✓ Winding is made up of copper
- ✓ High permeability silicon steel stampings
- ✓ Lamination is to reduce the eddy current loss





Rotor and rotor winding






Commutator

- ✓ Emf induced is alternating
- ✓ To convert AC into DC
- ✓ Cylindrical in shape
- ✓ Made of wedge shaped copper segments
- ✓ Segments are insulated from each other
- ✓ Each commutator segment is connected to armature conductors.

Brushes:

- ✓ To collect current from commutator
- ✓ Made up of carbon or graphite
- ✓ Connected with external circuit





Brush rock and holder



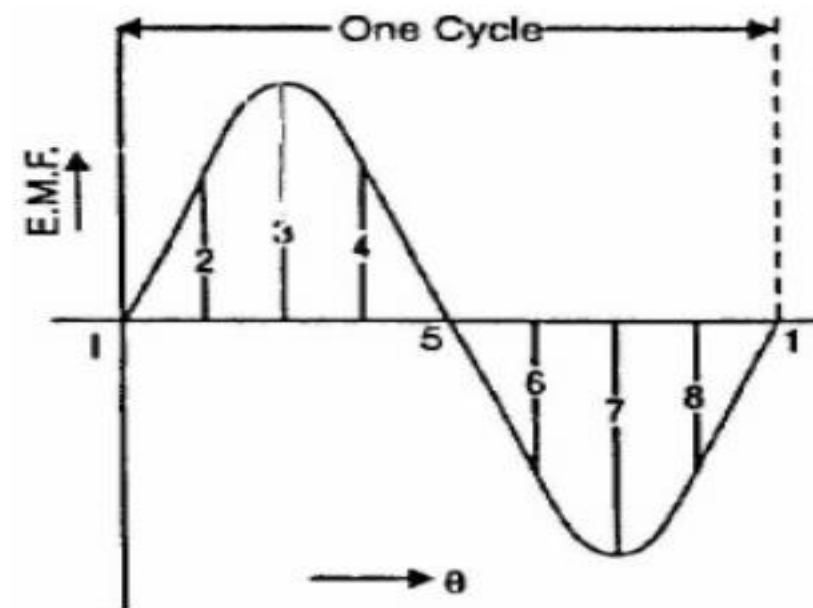
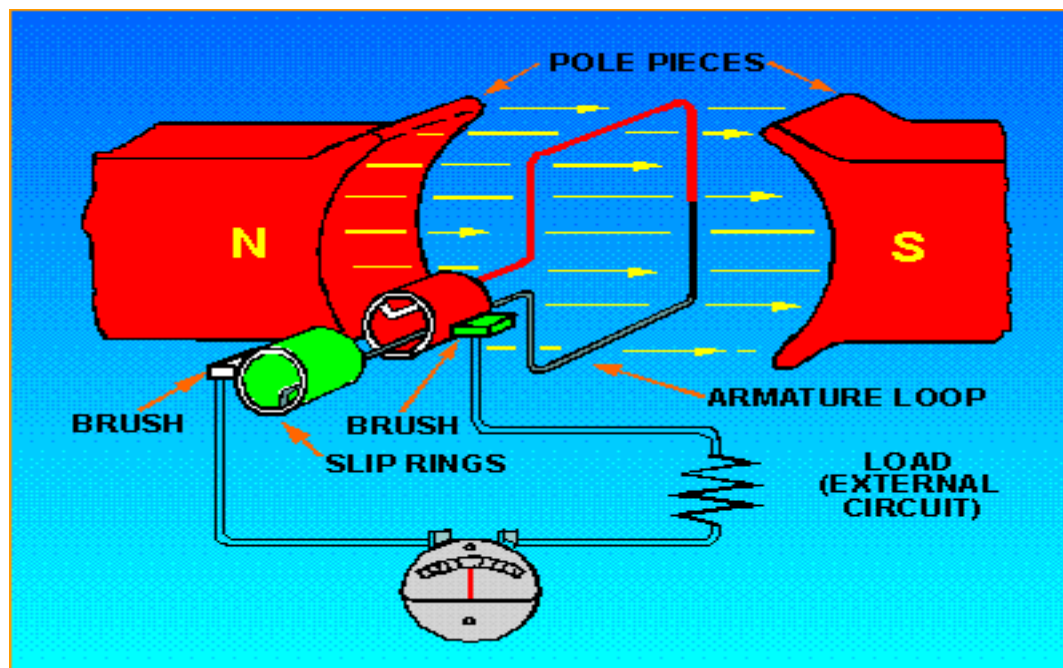

Activity

Find the Ten Difference





Simple loop generator





ASSESSMENT

1. The Field coils of the DC generator are made up of ----?

- (A) Steel
- (B) Copper
- (C) Aluminum
- (D) Iron

2. The insulating material used between the commutator segments is normally

- (A) Graphite
- (B) Paper
- (C) Mica
- (D) Insulating varnish



REFERENCES

1. Murugesh Kumar K, "Electric Machines Vol I", Vikas Publishing Pvt Ltd , (2010)
2. Gupta J.B, " Theory and Performance of Electrical Machines", S.K.Kataria and Sons, (2002)
3. Kothari D.P and Nagrath I.J " Electric Machines", Tata McGraw Hill Publishers, (2002)
4. Bhimbhra P.S., "Electrical Machinery", Khanna Publishers, (2003)

THANK YOU