


UNIT 3- SENSORS AND ACTUATORS

19M0611-AUTOTRONICS

THE ENGINE TORQUE SENSOR AND FUEL INJECTOR



- Introduction
- How Does an Engine Torque Sensor Work?
- The Fuel Injector and Its Role in the Engine
- The Relationship Between the Engine Torque Sensor and Fuel Injector
- Benefits of Using an Engine Torque Sensor in Fuel Injection Systems
- Conclusion



INTRODUCTION

An engine torque sensor is a device that measures the amount of twisting force being produced by an engine. This information is crucial for various functions such as controlling the fuel injection system and optimizing the engine's performance.


In this study, we will be focusing on the fuel injector and its relationship with the engine torque sensor. We will explore how the sensor works, its benefits, and how it affects the fuel injection system.



HOW DOES AN ENGINE TORQUE SENSOR WORK?

An engine torque sensor typically consists of a strain gauge that is attached to the engine's crankshaft. As the engine rotates, the strain gauge detects the amount of twisting force being produced and converts it into an electrical signal. This signal is then sent to the engine control unit (ECU) which uses it to make adjustments to the fuel injection system and other components.

One of the key benefits of an engine torque sensor is that it provides real-time feedback on the engine's performance. This allows the ECU to make precise adjustments to the fuel injection system, which can improve fuel efficiency, reduce emissions, and enhance overall performance.



THE FUEL INJECTOR AND ITS ROLE IN THE ENGINE

The fuel injector is a critical component of the engine's fuel delivery system. Its primary function is to deliver a precise amount of fuel to the engine's cylinders at the right time. This is essential for ensuring optimal combustion and maximum power output.


The fuel injector works by spraying a fine mist of fuel into the engine's intake manifold. The amount of fuel delivered is controlled by the ECU, which receives input from various sensors including the engine torque sensor. By adjusting the fuel injection timing and duration, the ECU can optimize the engine's performance and reduce emissions.



THE RELATIONSHIP BETWEEN THE ENGINE TORQUE SENSOR AND FUEL INJECTOR

The engine torque sensor and fuel injector are closely linked, with the former providing vital information that helps optimize the latter's performance. By measuring the amount of twisting force being produced by the engine, the torque sensor can provide real-time feedback on its performance. This information is used by the ECU to adjust the fuel injection system and ensure optimal combustion and power output.

Additionally, the engine torque sensor can help diagnose problems with the fuel injection system. If the sensor detects unusual levels of torque or vibrations, it may indicate a problem with the fuel injector or other components. This can help mechanics identify and fix issues before they cause serious damage to the engine.



BENEFITS OF USING AN ENGINE TORQUE SENSOR IN FUEL INJECTION SYSTEMS

Using an engine torque sensor in fuel injection systems offers several benefits. First and foremost, it allows for precise control over the amount of fuel being delivered to the engine, which can improve fuel efficiency and reduce emissions. Additionally, it can help prolong the life of the engine by preventing damage caused by over-fueling or under-fueling.

Moreover, the engine torque sensor can provide valuable data for engine diagnostics and maintenance. By monitoring the engine's performance in real-time, mechanics can identify potential issues and take corrective action before they become major problems. This can save time and money in the long run by reducing the need for costly repairs and replacements.



CONCLUSION

In conclusion, the engine torque sensor plays a vital role in fuel injection systems by providing real-time feedback on the engine's performance. By measuring the amount of twisting force being produced, the sensor can help optimize the fuel injection system and improve overall engine performance. It can also provide valuable data for engine diagnostics and maintenance, helping to prevent costly repairs and replacements.

As technology continues to advance, we can expect to see even more sophisticated engine torque sensors and fuel injection systems that further enhance engine performance and efficiency. By studying these technologies and their applications, we can continue to push the boundaries of what is possible in the world of automotive engineering.





THANK
YOU