



Deadlocks



- System Model
- Deadlock Characterization
- Methods for Handling Deadlocks
- Deadlock Prevention
- Deadlock Avoidance
- Deadlock Detection
- Recovery from Deadlock



System Model



- System consists of resources
- Resource types R_1, R_2, \dots, R_m
CPU cycles, memory space, I/O devices
- Each resource type R_i has W_i instances.
- Each process utilizes a resource as follows:
 - **request**
 - **use**
 - **release**



Deadlock Characterization



Deadlock can arise if four conditions hold simultaneously.

- **Mutual exclusion:** only one process at a time can use a resource
- **Hold and wait:** a process holding at least one resource is waiting to acquire additional resources held by other processes
- **No preemption:** a resource can be released only voluntarily by the process holding it, after that process has completed its task
- **Circular wait:** there exists a set $\{P_0, P_1, \dots, P_n\}$ of waiting processes such that P_0 is waiting for a resource that is held by P_1 , P_1 is waiting for a resource that is held by P_2 , ..., P_{n-1} is waiting for a resource that is held by P_n , and P_n is waiting for a resource that is held by P_0 .



Resource-Allocation Graph



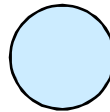
A set of vertices V and a set of edges E .

- V is partitioned into two types:
 - $P = \{P_1, P_2, \dots, P_n\}$, the set consisting of all the processes in the system
 - $R = \{R_1, R_2, \dots, R_m\}$, the set consisting of all resource types in the system
- **request edge** – directed edge $P_i \rightarrow R_j$
- **assignment edge** – directed edge $R_j \rightarrow P_i$

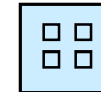


Resource-Allocation Graph (Cont.)

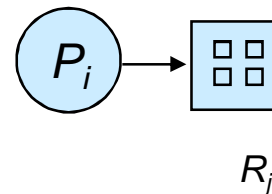
- Process



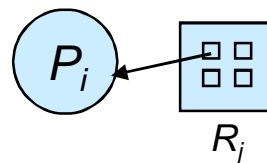
- Resource Type with 4 instances



- P_i requests instance of R_j

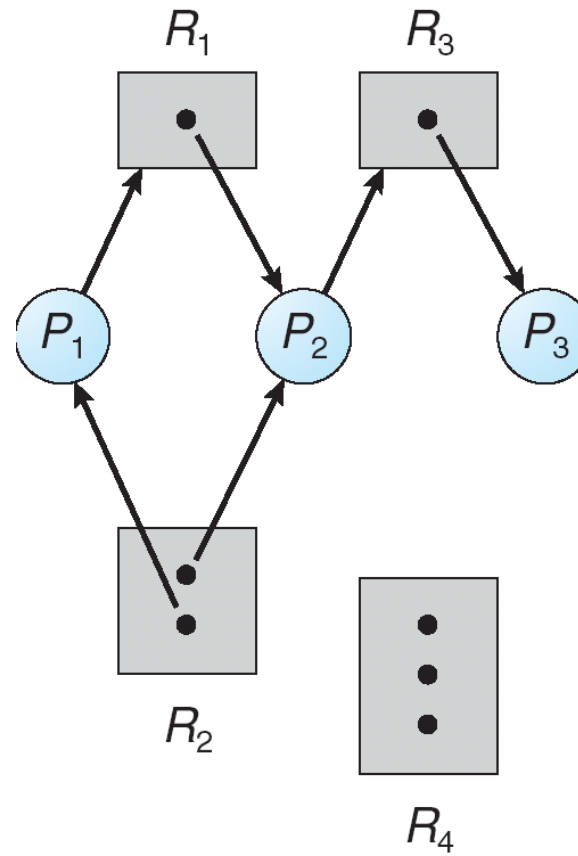


- P_i is holding an instance of R_j



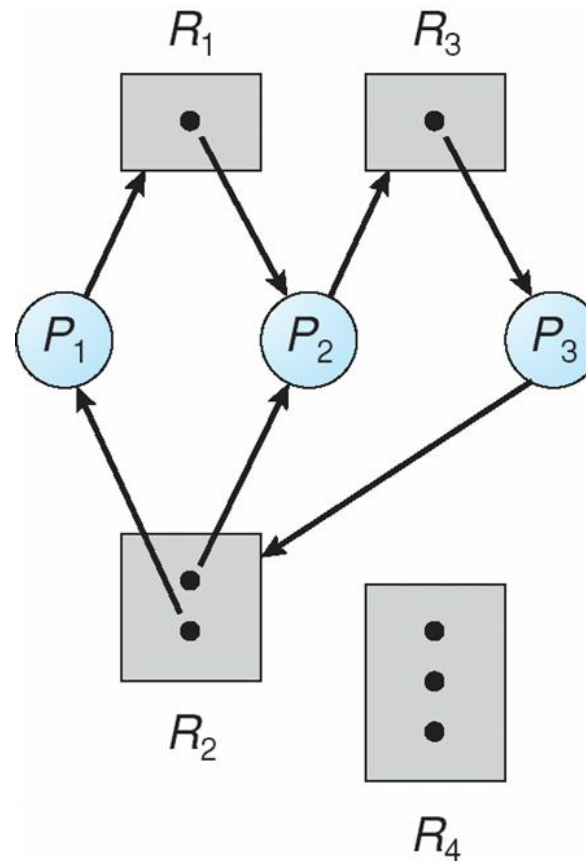


Example of a Resource Allocation Graph



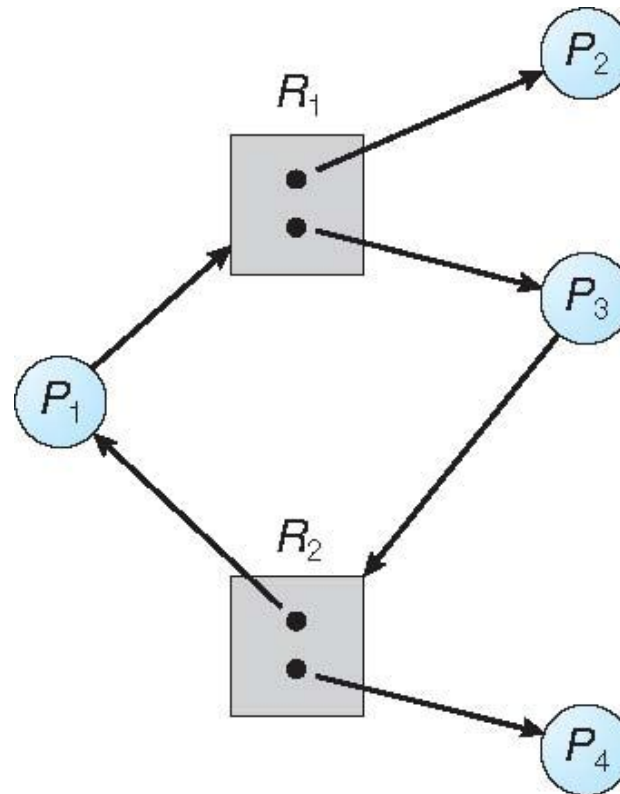


Resource Allocation Graph With A Deadlock





Graph With A Cycle But No Deadlock





Basic Facts



- If graph contains no cycles \Rightarrow no deadlock
- If graph contains a cycle \Rightarrow
 - if only one instance per resource type, then deadlock
 - if several instances per resource type, possibility of deadlock



Methods for Handling Deadlocks

- Ensure that the system will *never* enter a deadlock state:
 - Deadlock prevention
 - Deadlock avoidance
- Allow the system to enter a deadlock state and then recover
- Ignore the problem and pretend that deadlocks never occur in the system; used by most operating systems, including UNIX



Deadlock Prevention



Restrain the ways request can be made

- **Mutual Exclusion** – not required for sharable resources (e.g., read-only files); must hold for non-sharable resources
- **Hold and Wait** – must guarantee that whenever a process requests a resource, it does not hold any other resources
 - Require process to request and be allocated all its resources before it begins execution, or allow process to request resources only when the process has none allocated to it.
 - Low resource utilization; starvation possible



Deadlock Prevention (Cont.)



- **No Preemption** –
 - If a process that is holding some resources requests another resource that cannot be immediately allocated to it, then all resources currently being held are released
 - Preempted resources are added to the list of resources for which the process is waiting
 - Process will be restarted only when it can regain its old resources, as well as the new ones that it is requesting
- **Circular Wait** – impose a total ordering of all resource types, and require that each process requests resources in an increasing order of enumeration



Deadlock Example

```
/* thread one runs in this function */
void *do_work_one(void *param)
{
    pthread_mutex_lock(&first_mutex);
    pthread_mutex_lock(&second_mutex);
    /** * Do some work */
    pthread_mutex_unlock(&second_mutex);
    pthread_mutex_unlock(&first_mutex);
    pthread_exit(0);
}

/* thread two runs in this function */
void *do_work_two(void *param)
{
    pthread_mutex_lock(&second_mutex);
    pthread_mutex_lock(&first_mutex);
    /** * Do some work */
    pthread_mutex_unlock(&first_mutex);
    pthread_mutex_unlock(&second_mutex);
    pthread_exit(0);
}
```



Deadlock Example with Lock Ordering



```
void transaction(Account from, Account to, double
amount)
{
    mutex lock1, lock2;
    lock1 = get_lock(from);
    lock2 = get_lock(to);
    acquire(lock1);
        acquire(lock2);
            withdraw(from, amount);
            deposit(to, amount);
        release(lock2);
    release(lock1);
}
```

Transactions 1 and 2 execute concurrently. Transaction 1 transfers \$25 from account A to account B, and Transaction 2 transfers \$50 from account B to account A



Deadlock Avoidance



Requires that the system has some additional *a priori* information available

- Simplest and most useful model requires that each process declare the ***maximum number*** of resources of each type that it may need
- The deadlock-avoidance algorithm dynamically examines the resource-allocation state to ensure that there can never be a circular-wait condition
- Resource-allocation *state* is defined by the number of available and allocated resources, and the maximum demands of the processes



Safe State

- When a process requests an available resource, system must decide if immediate allocation leaves the system in a safe state
- System is in **safe state** if there exists a sequence $\langle P_1, P_2, \dots, P_n \rangle$ of ALL the processes in the systems such that for each P_i , the resources that P_i can still request can be satisfied by currently available resources + resources held by all the P_j , with $j < i$
- That is:
 - If P_i resource needs are not immediately available, then P_i can wait until all P_j have finished
 - When P_j is finished, P_i can obtain needed resources, execute, return allocated resources, and terminate
 - When P_i terminates, P_{i+1} can obtain its needed resources, and so on



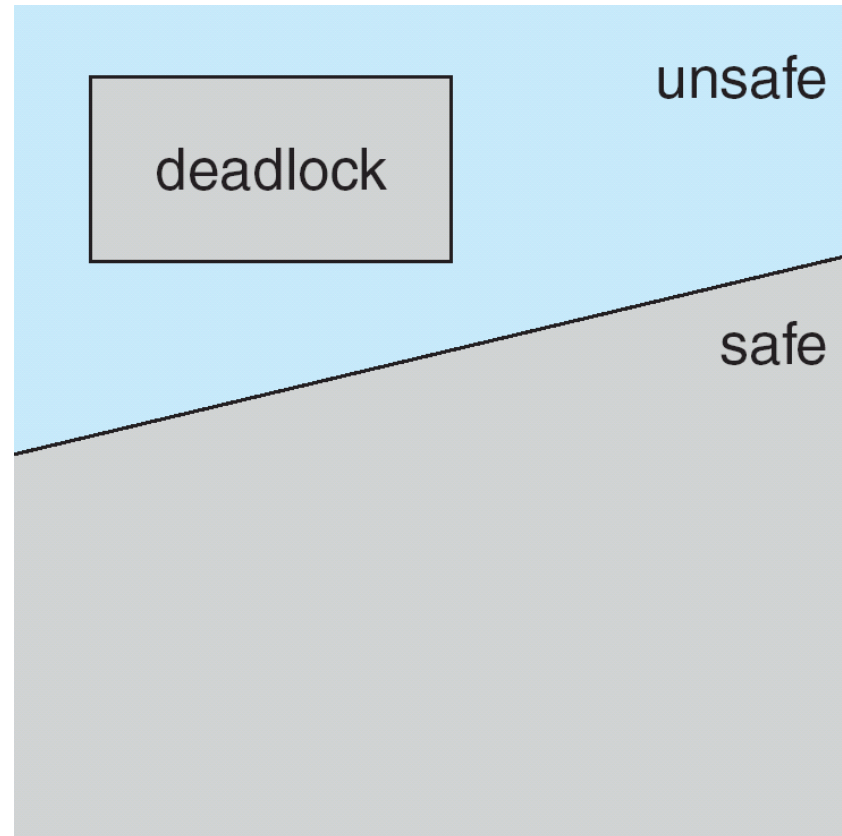
Basic Facts



- If a system is in safe state \Rightarrow no deadlocks
- If a system is in unsafe state \Rightarrow possibility of deadlock
- Avoidance \Rightarrow ensure that a system will never enter an unsafe state.



Safe, Unsafe, Deadlock State





Avoidance Algorithms



- Single instance of a resource type
 - Use a resource-allocation graph
- Multiple instances of a resource type
 - Use the banker' s algorithm



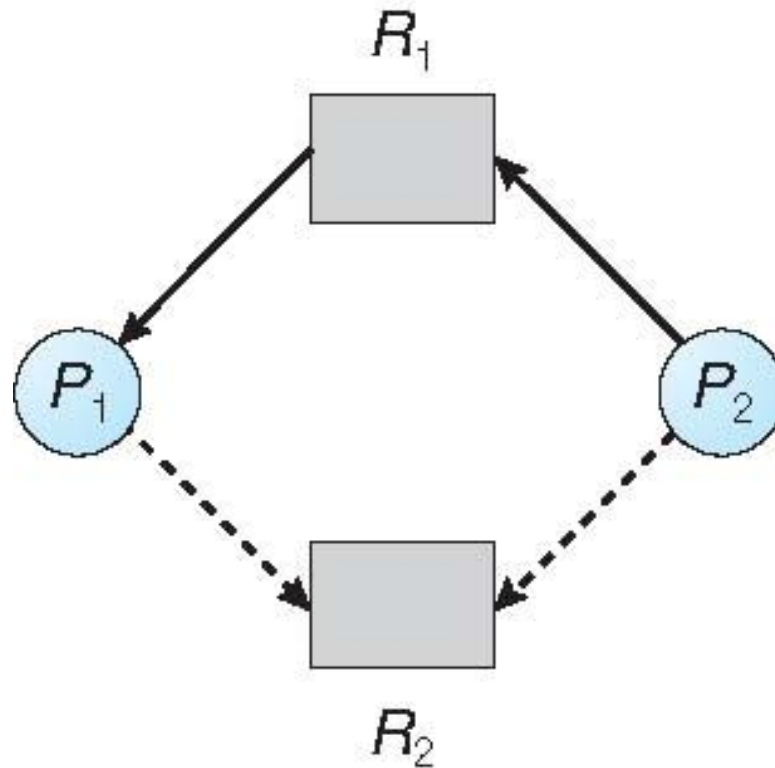
Resource-Allocation Graph Scheme



- **Claim edge** $P_i \rightarrow R_j$ indicated that process P_j may request resource R_j ; represented by a dashed line
- Claim edge converts to request edge when a process requests a resource
- Request edge converted to an assignment edge when the resource is allocated to the process
- When a resource is released by a process, assignment edge reconverts to a claim edge
- Resources must be claimed *a priori* in the system

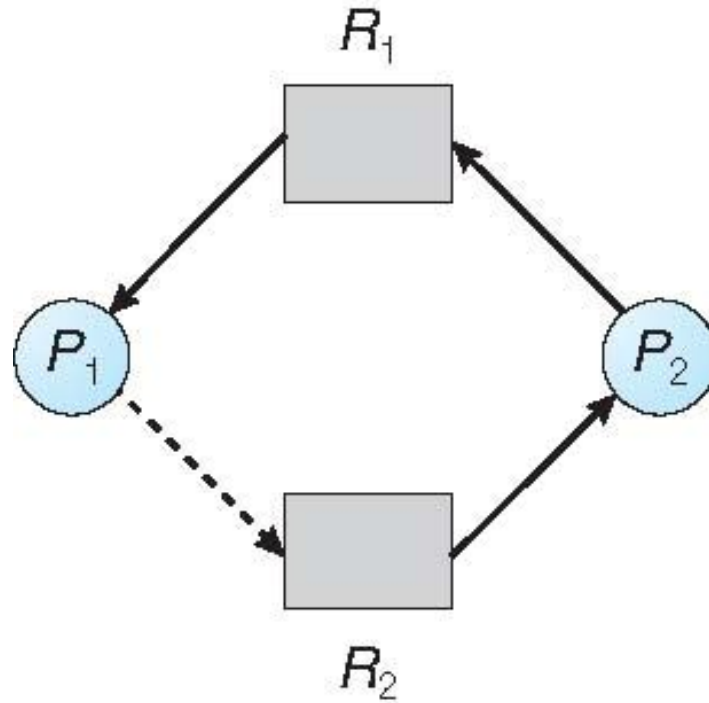


Resource-Allocation Graph





Unsafe State In Resource-Allocation Graph





Resource-Allocation Graph Algorithm



- Suppose that process P_i requests a resource R_j
- The request can be granted only if converting the request edge to an assignment edge does not result in the formation of a cycle in the resource allocation graph



Banker's Algorithm



- Multiple instances
- Each process must a priori claim maximum use
- When a process requests a resource it may have to wait
- When a process gets all its resources it must return them in a finite amount of time



Data Structures for the Banker's Algorithm



Let n = number of processes, and m = number of resources types.

- **Available:** Vector of length m . If available $[j] = k$, there are k instances of resource type R_j available
- **Max:** $n \times m$ matrix. If $Max [i,j] = k$, then process P_i may request at most k instances of resource type R_j
- **Allocation:** $n \times m$ matrix. If $Allocation[i,j] = k$ then P_i is currently allocated k instances of R_j
- **Need:** $n \times m$ matrix. If $Need[i,j] = k$, then P_i may need k more instances of R_j to complete its task

$$Need [i,j] = Max[i,j] - Allocation [i,j]$$



Safety Algorithm

1. Let **Work** and **Finish** be vectors of length m and n , respectively.
Initialize:

$Work = Available$

$Finish [i] = false$ for $i = 0, 1, \dots, n-1$

2. Find an i such that both:

(a) **$Finish [i] = false$**

(b) **$Need_i \leq Work$**

If no such i exists, go to step 4

3. **$Work = Work + Allocation_i$**
 $Finish[i] = true$
go to step 2

4. If **$Finish [i] == true$** for all i , then the system is in a safe state



Resource-Request Algorithm for Process P_i

$Request_i$ = request vector for process P_i . If **$Request_i[j] = k$** then process P_i wants k instances of resource type R_j

1. If **$Request_i \leq Need_i$** go to step 2. Otherwise, raise error condition, since process has exceeded its maximum claim
2. If **$Request_i \leq Available$** , go to step 3. Otherwise P_i must wait, since resources are not available
3. Pretend to allocate requested resources to P_i by modifying the state as follows:

$$\mathbf{Available} = \mathbf{Available} - \mathbf{Request}_i;$$

$$\mathbf{Allocation}_i = \mathbf{Allocation}_i + \mathbf{Request}_i;$$

$$\mathbf{Need}_i = \mathbf{Need}_i - \mathbf{Request}_i;$$

- If safe \Rightarrow the resources are allocated to P_i
- If unsafe $\Rightarrow P_i$ must wait, and the old resource-allocation state is restored



Example of Banker's Algorithm



- 5 processes P_0 through P_4 ;
3 resource types:
A (10 instances), B (5 instances), and C (7 instances)
- Snapshot at time T_0 :

	<u>Allocation</u>	<u>Max</u>	<u>Available</u>
	A B C	A B C	A B C
P_0	0 1 0	7 5 3	3 3 2
P_1	2 0 0	3 2 2	
P_2	3 0 2	9 0 2	
P_3	2 1 1	2 2 2	
P_4	0 0 2	4 3 3	



Example (Cont.)



- The content of the matrix **Need** is defined to be **Max – Allocation**

	<u>Need</u>		
	A	B	C
P_0	7	4	3
P_1	1	2	2
P_2	6	0	0
P_3	0	1	1
P_4	4	3	1

- The system is in a safe state since the sequence $\langle P_1, P_3, P_4, P_2, P_0 \rangle$ satisfies safety criteria



Example: P_1 Request (1,0,2)

- Check that Request \leq Available (that is, $(1,0,2) \leq (3,3,2) \Rightarrow$ true

	<u>Allocation</u>	<u>Need</u>	<u>Available</u>
	A B C	A B C	A B C
P_0	0 1 0	7 4 3	2 3 0
P_1	3 0 2	0 2 0	
P_2	3 0 2	6 0 0	
P_3	2 1 1	0 1 1	
P_4	0 0 2	4 3 1	

- Executing safety algorithm shows that sequence $\langle P_1, P_3, P_4, P_0, P_2 \rangle$ satisfies safety requirement
- Can request for (3,3,0) by P_4 be granted?
- Can request for (0,2,0) by P_0 be granted?



Deadlock Detection



- Allow system to enter deadlock state
- Detection algorithm
- Recovery scheme



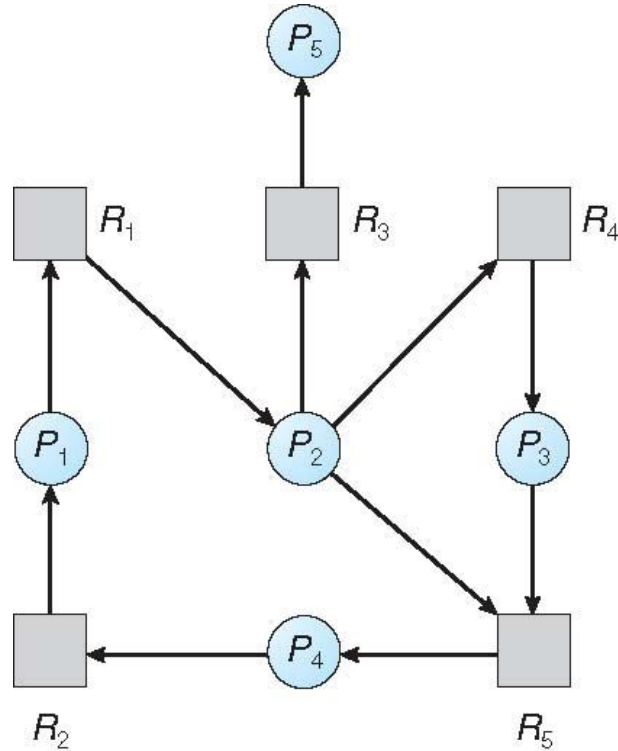
Single Instance of Each Resource Type



- Maintain **wait-for** graph
 - Nodes are processes
 - $P_i \rightarrow P_j$ if P_i is waiting for P_j
- Periodically invoke an algorithm that searches for a cycle in the graph. If there is a cycle, there exists a deadlock
- An algorithm to detect a cycle in a graph requires an order of n^2 operations, where n is the number of vertices in the graph

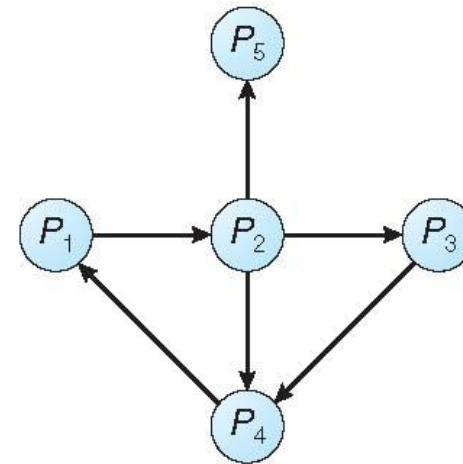


Resource-Allocation Graph and Wait-for Graph



(a)

Resource-Allocation Graph



(b)

Corresponding wait-for graph



Several Instances of a Resource Type

- **Available:** A vector of length m indicates the number of available resources of each type
- **Allocation:** An $n \times m$ matrix defines the number of resources of each type currently allocated to each process
- **Request:** An $n \times m$ matrix indicates the current request of each process. If **Request** $[i][j] = k$, then process P_i is requesting k more instances of resource type R_j .



Detection Algorithm

1. Let ***Work*** and ***Finish*** be vectors of length ***m*** and ***n***, respectively Initialize:

(a) ***Work = Available***

(b) For ***i = 1, 2, ..., n***, if ***Allocation_i ≠ 0***, then
Finish[i] = false; otherwise, ***Finish[i] = true***

2. Find an index ***i*** such that both:

(a) ***Finish[i] == false***

(b) ***Request_i ≤ Work***

If no such ***i*** exists, go to step 4



Detection Algorithm (Cont.)



3. $Work = Work + Allocation_i$

$Finish[i] = true$

go to step 2

4. If $Finish[i] == false$, for some i , $1 \leq i \leq n$, then the system is in deadlock state. Moreover, if $Finish[i] == false$, then P_i is deadlocked

Algorithm requires an order of $O(m \times n^2)$ operations to detect whether the system is in deadlocked state



Example of Detection Algorithm

- Five processes P_0 through P_4 ; three resource types A (7 instances), B (2 instances), and C (6 instances)
- Snapshot at time T_0 :

	<u>Allocation</u>	<u>Request</u>	<u>Available</u>
	A B C	A B C	A B C
P_0	0 1 0	0 0 0	0 0 0
P_1	2 0 0	2 0 2	
P_2	3 0 3	0 0 0	
P_3	2 1 1	1 0 0	
P_4	0 0 2	0 0 2	

- Sequence $\langle P_0, P_2, P_3, P_1, P_4 \rangle$ will result in ***Finish[i] = true*** for all i



Example (Cont.)

- P_2 requests an additional instance of type C

	<u>Request</u>		
	A	B	C
P_0	0	0	0
P_1	2	0	2
P_2	0	0	1
P_3	1	0	0
P_4	0	0	2

- State of system?
 - Can reclaim resources held by process P_0 , but insufficient resources to fulfill other processes; requests
 - Deadlock exists, consisting of processes P_1 , P_2 , P_3 , and P_4



Detection-Algorithm Usage



- When, and how often, to invoke depends on:
 - How often a deadlock is likely to occur?
 - How many processes will need to be rolled back?
 - one for each disjoint cycle
- If detection algorithm is invoked arbitrarily, there may be many cycles in the resource graph and so we would not be able to tell which of the many deadlocked processes “caused” the deadlock.



Recovery from Deadlock: Process Termination



- Abort all deadlocked processes
- Abort one process at a time until the deadlock cycle is eliminated
- In which order should we choose to abort?
 1. Priority of the process
 2. How long process has computed, and how much longer to completion
 3. Resources the process has used
 4. Resources process needs to complete
 5. How many processes will need to be terminated
 6. Is process interactive or batch?



Recovery from Deadlock: Resource Preemption



- **Selecting a victim** – minimize cost
- **Rollback** – return to some safe state, restart process for that state
- **Starvation** – same process may always be picked as victim, include number of rollback in cost factor