



# **SNS COLLEGE OF ENGINEERING**



**Kurumbapalayam(Po), Coimbatore – 641 107**

**Accredited by NAAC-UGC with 'A' Grade**

**Approved by AICTE, Recognized by UGC & Affiliated to Anna University, Chennai**

## **Department of Information Technology**

**Course Name – 19IT401 Computer Networks**

**II Year / IV Semester**

**Unit 5 – Application Layer**

**Topic 3 – FTP**





# FTP



## FTP

File Transfer Protocol (FTP) is the standard protocol provided by TCP/IP for copying a file from one host to another.

### Challenges in Transferring file

- Two systems may use different file name conventions
- Two systems may have different ways to represent data.
- Two systems may have different directory structures.

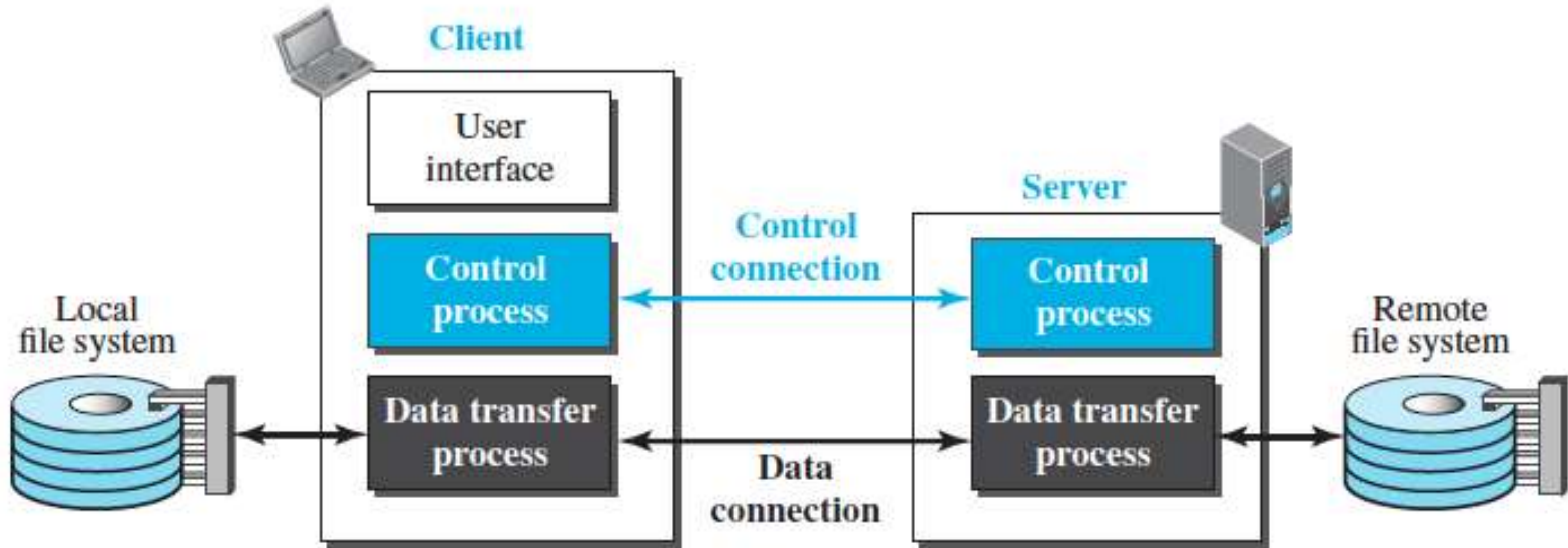
All these issues solved by FTP.

FTP is client / server model.

The client has three components: **the user interface, the client control process, and the client data transfer process.**

The server has two components: **the server control process and the server data transfer process.**

# FTP





# FTP



## Two Connection

1. Control Connection
2. Data Connection

- The control connection remains connected during the entire interactive FTP session.
- The data connection is opened and then closed for each file transfer activity.
- It opens each time commands that involve transferring files are used, and it closes when the file is transferred.

FTP uses two well-known TCP ports:

- **Port 21** is used for the control connection, and
- **Port 20** is used for the data connection




# FTP



## Control Connection

- It uses the NVT ASCII character set as used by TELNET.
- Communication is achieved through **commands and responses**
- During this control connection, commands are sent from the client to the server and responses are sent from the server to the client.
- Commands, which are sent from the FTP client control process, are in the form of ASCII uppercase.
- Every FTP command generates at least one response. A response has two parts: a **three-digit number followed by text**. The numeric part defines **the code**; the text part defines **needed parameters**.
- The first digit defines the status of the command.
- The second digit defines the area in which the status applies.
- The third digit provides additional information.





# FTP

<i>Command</i>	<i>Argument(s)</i>	<i>Description</i>
<b>ABOR</b>		Abort the previous command
<b>CDUP</b>		Change to parent directory
<b>CWD</b>	Directory name	Change to another directory
<b>DELE</b>	File name	Delete a file
<b>LIST</b>	Directory name	List subdirectories or files
<b>MKD</b>	Directory name	Create a new directory
<b>PASS</b>	User password	Password
<b>PASV</b>		Server chooses a port
<b>PORT</b>	Port identifier	Client chooses a port
<b>PWD</b>		Display name of current directory
<b>QUIT</b>		Log out of the system
<b>RETR</b>	File name(s)	Retrieve files; files are transferred from server to client
<b>RMD</b>	Directory name	Delete a directory
<b>RNFR</b>	File name (old)	Identify a file to be renamed
<b>RNTO</b>	File name (new)	Rename the file
<b>STOR</b>	File name(s)	Store files; file(s) are transferred from client to server
<b>STRU</b>	<b>F, R, or P</b>	Define data organization ( <b>F</b> : file, <b>R</b> : record, or <b>P</b> : page)
<b>TYPE</b>	<b>A, E, I</b>	Default file type ( <b>A</b> : ASCII, <b>E</b> : EBCDIC, <b>I</b> : image)
<b>USER</b>	User ID	User information
<b>MODE</b>	<b>S, B, or C</b>	Define transmission mode ( <b>S</b> : stream, <b>B</b> : block, or <b>C</b> : compressed)





# FTP



## Common responses

<i>Code</i>	<i>Description</i>	<i>Code</i>	<i>Description</i>
125	Data connection open	250	Request file action OK
150	File status OK	331	User name OK; password is needed
200	Command OK	425	Cannot open data connection
220	Service ready	450	File action not taken; file not available
221	Service closing	452	Action aborted; insufficient storage
225	Data connection open	500	Syntax error; unrecognized command
226	Closing data connection	501	Syntax error in parameters or arguments
230	User login OK	530	User not logged in



# FTP



## Data Connection

- Data Connection is used to transfer the files.

## Data Connection Steps

1. The client, not the server, issues a passive open using an ephemeral port. This must be done by the client because it is the client that issues the commands for transferring files.
2. Using the PORT command the client sends this port number to the server.
3. The server receives the port number and issues an active open using the well-known port 20 and the received ephemeral port number.

The client must define the **type of file to be transferred, the structure of the data, and the transmission mode.**





# FTP



## File Type

FTP can transfer one of the following file types across the data connection:

**ASCII file, EBCDIC file, or image file.**

## Data Structure

FTP can transfer a file across the data connection using one of the following interpretations of the structure of the data: **file structure, record structure, or page structure.**

- The file structure format (used by default) has no structure. It is a continuous stream of bytes.
- In the record structure, the file is divided into records . This can be used only with text files.
- In the page structure, the file is divided into pages, with each page having a page number and a page header.
- The pages can be stored and accessed randomly or sequentially.



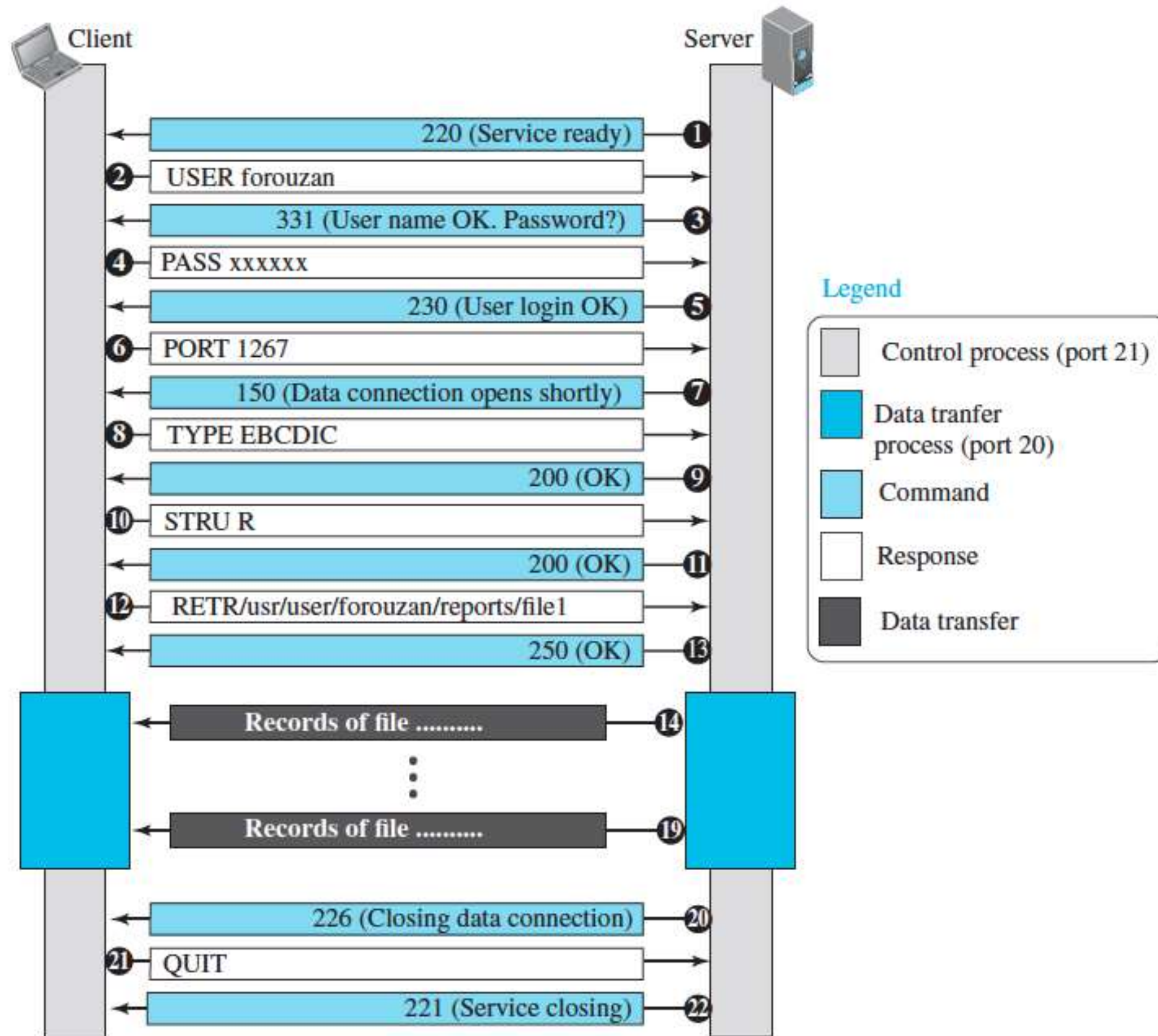
# FTP

## Transmission Mode

- FTP can transfer a file across the data connection using one of the following three transmission modes: **Stream mode, Block mode, or Compressed mode.**
- The stream mode is the default mode; data are delivered from FTP to TCP as a continuous stream of bytes.
- In the block mode, data can be delivered from FTP to TCP in blocks. In this case, each block is preceded by a 3-byte header.
- The first byte is called the block descriptor; the next two bytes define the size of the block in bytes.

## File Transfer

- File transfer occurs over the data connection under the control of the commands sent over the control connection.
- File transfer in FTP means one of three things: **retrieving a file (server to client), storing a file (client to server), and directory listing (server to client).**








# FTP

## Security for FTP

- FTP requires a password, the password is sent in plaintext (unencrypted), which means it can be intercepted and used by an attacker.
- The data transfer connection also transfers data in plaintext, which is insecure.
- To be secure, one can add a Secure Socket Layer between the FTP application layer and the TCP layer. In this case FTP is called SSL-FTP.



**THANK YOU**