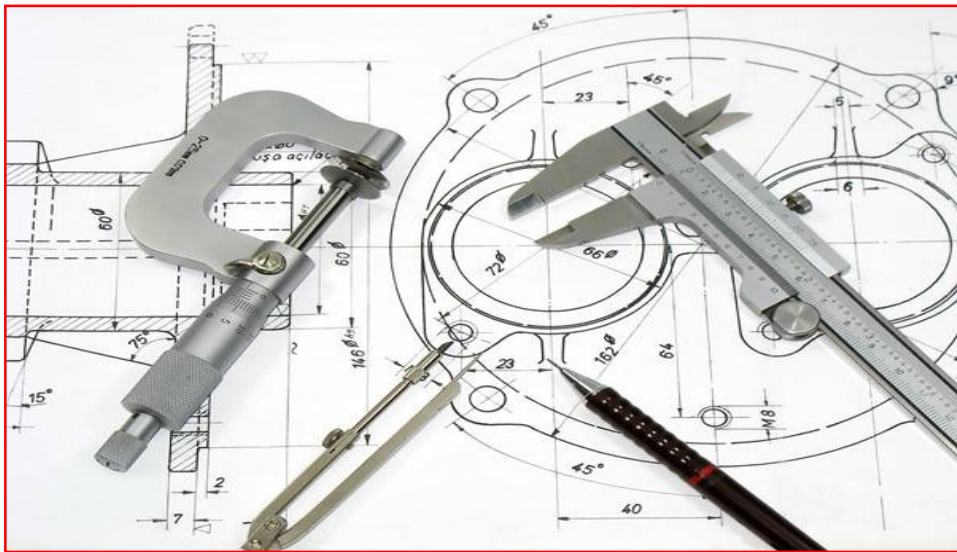




# 3D SCANNING DIGITIZATION TECHNIQUE





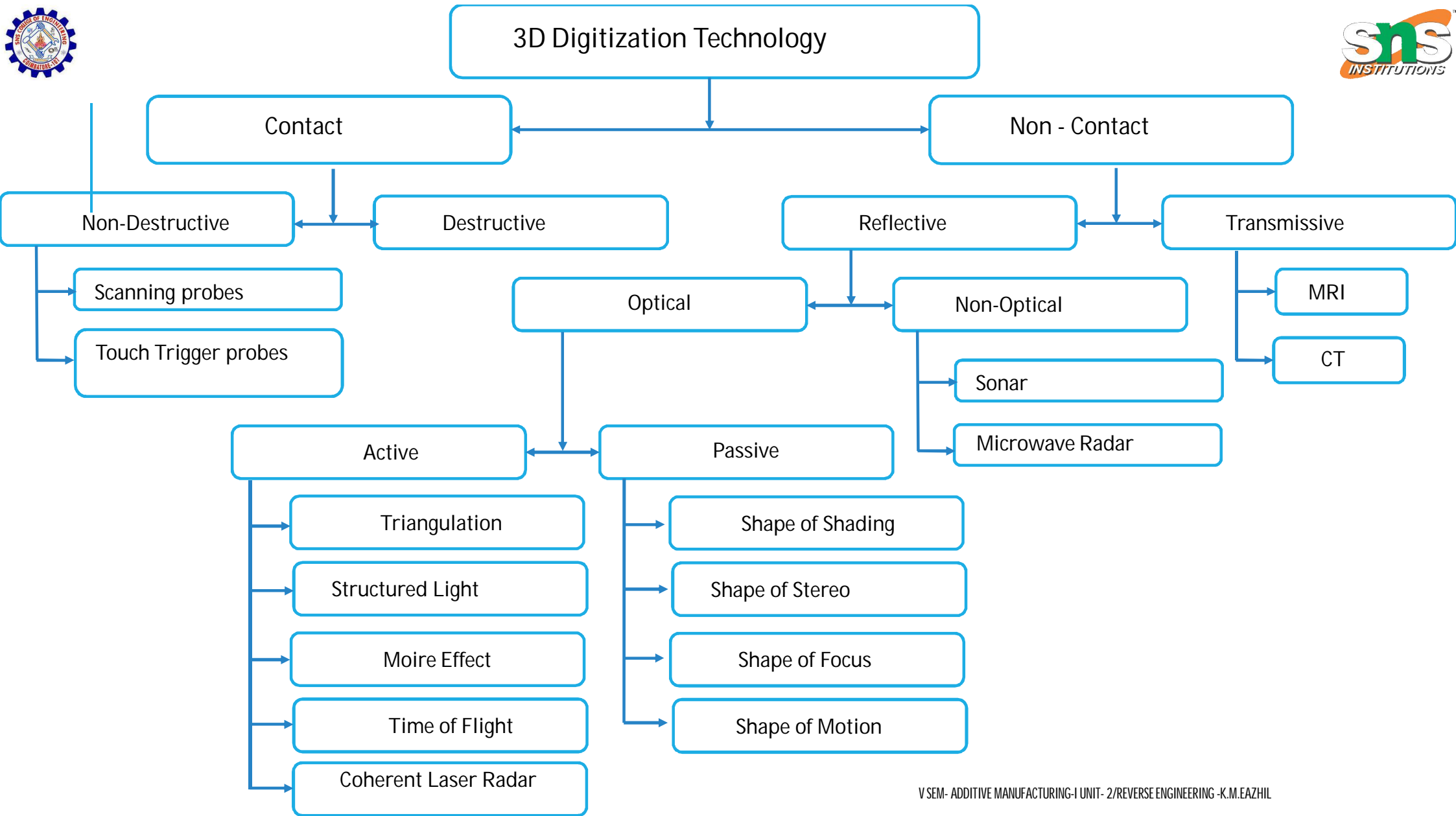
## 3D SCANNING DIGITIZATION TECHNIQUE

- The technology to **capture 3D data** of objects has been remarkable improved in recent years.
- **Advanced software** and increasingly powerful computers allow a large database and fast **data post-processing**.
- 3D scanners play an important role in vision-based 3D scanning technology.
  1. Contact Techniques.
  2. Non-Contact Techniques.



# CONTACT DATA TECHNIQUE

- Contact data acquisition obtains data using a contact measuring process.
- Contact means that the **measuring probe** touches the recovery surface of objects during the data acquisition.
- The devices include joined arms and CMMs.
  - Destructive and
  - Non-destructive methods



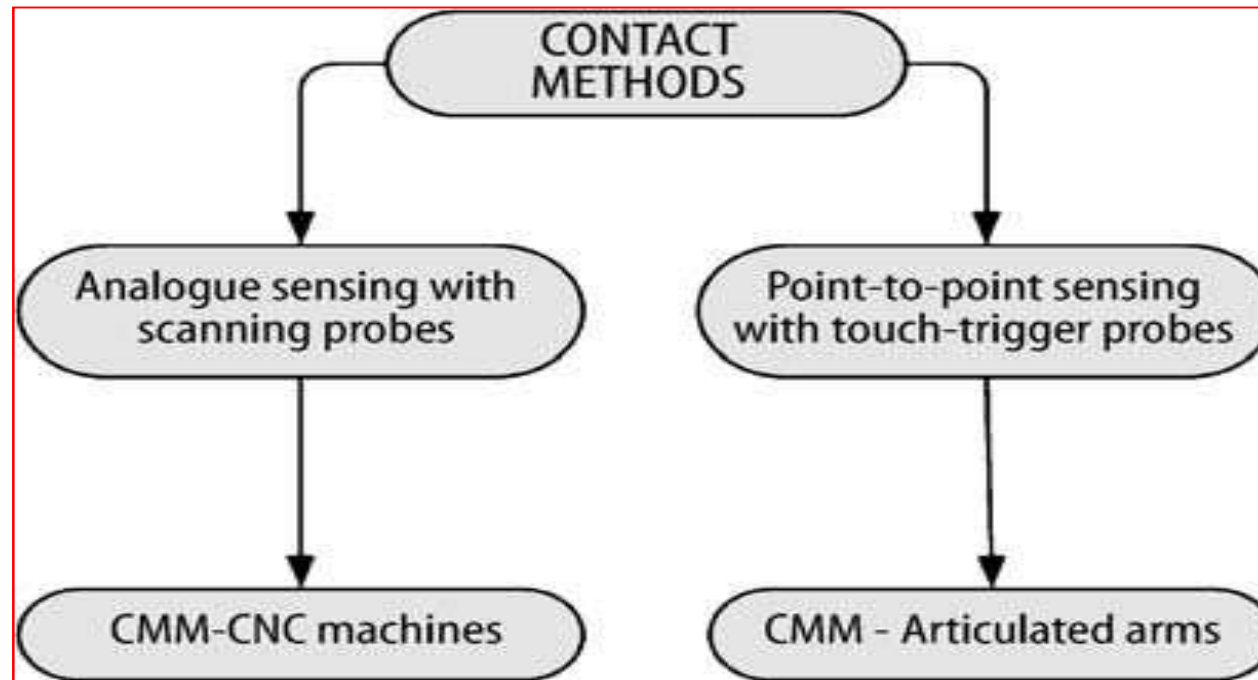


## CONTACT BASED

- Contact based methods of reverse engineering have been available for **nearly 40 years**.
- The first method of **reverse engineering** to be introduced was the coordinate measuring machine (**CMM**).
- A **CMM** gives physical representation of a three dimensional Cartesian coordinate system.



# CONTACT METHODS - USE SENSING DEVICES





# TOUCH TRIGGER PROBES

- In this technique, a **touch-trigger** probe is used that is installed on a **CMM** or on an **articulated mechanical arm** to gather the coordinate points of a surface.
- A CMM with a **touch-trigger probe** can be move **point to point** on the component.
- **CMM provides more accurate** measurement data compared to the articulated arm.
- However, the limitation of using **CMM, it cannot be used to digitize complex surfaces.**



**Touch Trigger Probe with articulated arm**



**Touch Trigger Probe with CMM**

V SEM- ADDITIVE MANUFACTURING-I UNIT- 2/REVERSE ENGINEERING -K.M.EAZHIL