

SNS COLLEGE OF ALLIED HEALTH SCIENCE

Affiliated to The Tamil Nadu Dr. M.G.R Medical University, Chennai

DEPARTMENT OF RADIOGRAPHY AND IMAGING TECHNOLOGY

**COURSE NAME : HUMAN ANATOMY AND PHYSIOLOGY RELEVANT TO
RADIOLOGY**

UNIT : GENERAL STRUCTURE OF HUMAN BODY

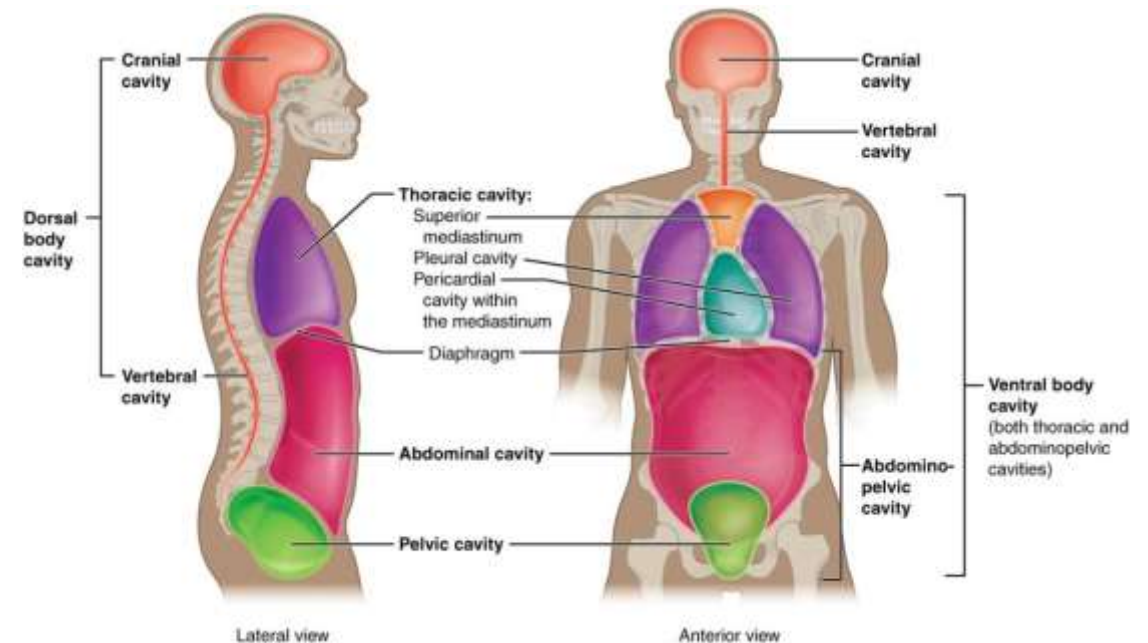
TOPIC : BODY CAVITIES - RECAP

FACULTY NAME : MRS.G.HELANA JOY

BODY CAVITIES - DEFINE

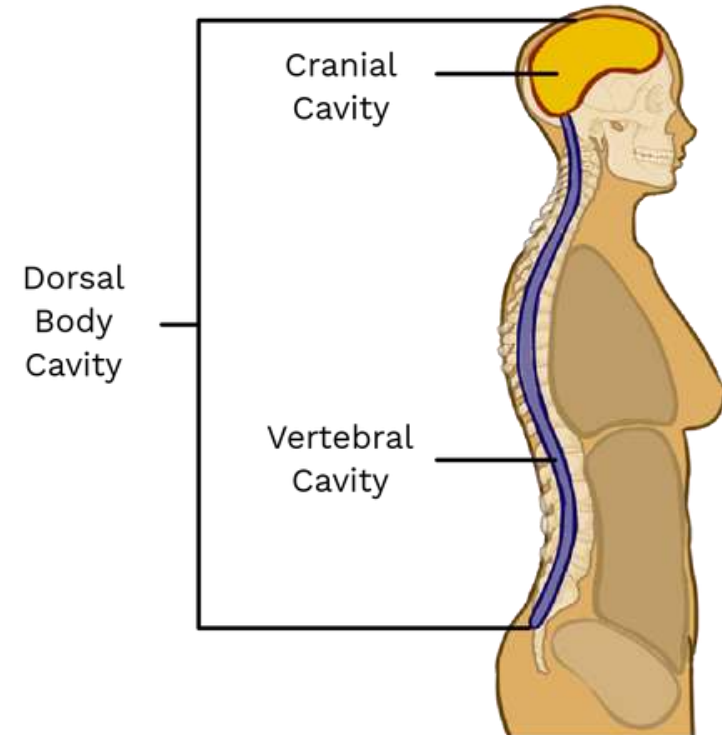
Definition: Confined spaces within the body that protect, separate, and support internal organs.

Two main groups: Dorsal and Ventral.



DORSAL BODY CAVITY

- **Cranial Cavity:** Contains the brain.
- **Vertebral (Spinal) Cavity:** Contains the spinal cord.



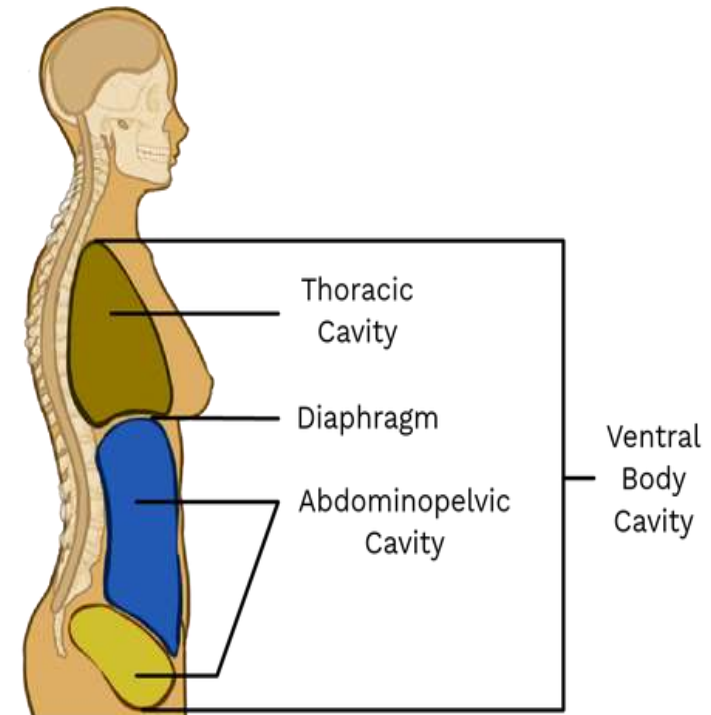
VENTRAL BODY CAVITY

Thoracic Cavity:

- Pleural cavities (lungs)
- Pericardial cavity (heart)
- Mediastinum (contains heart, trachea, esophagus, etc.)

Abdominopelvic Cavity:

- Abdominal cavity (stomach, intestines, liver, spleen, etc.)
- Pelvic cavity (bladder, reproductive organs, rectum)

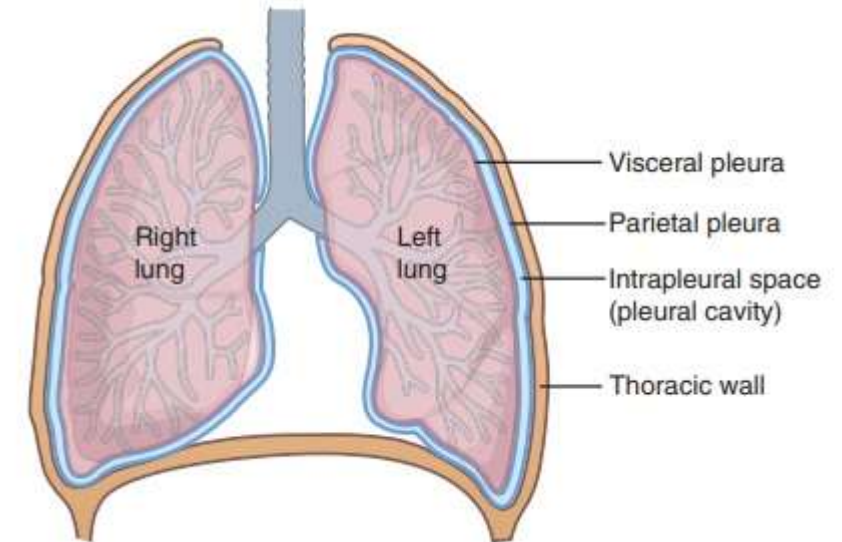


SEROUS MEMBRANES

Definition: Thin, double-layered membranes that line the walls of the ventral body cavity and cover the organs within.

- **Function:** Reduce friction as organs move.
- **Parietal Layer:** Lines the cavity walls.
- **Visceral Layer:** Covers the organs.
- **Serous Fluid:** Lubricating fluid between layers.

Examples: Pleura (lungs), Pericardium (heart), Peritoneum (abdominal organs).

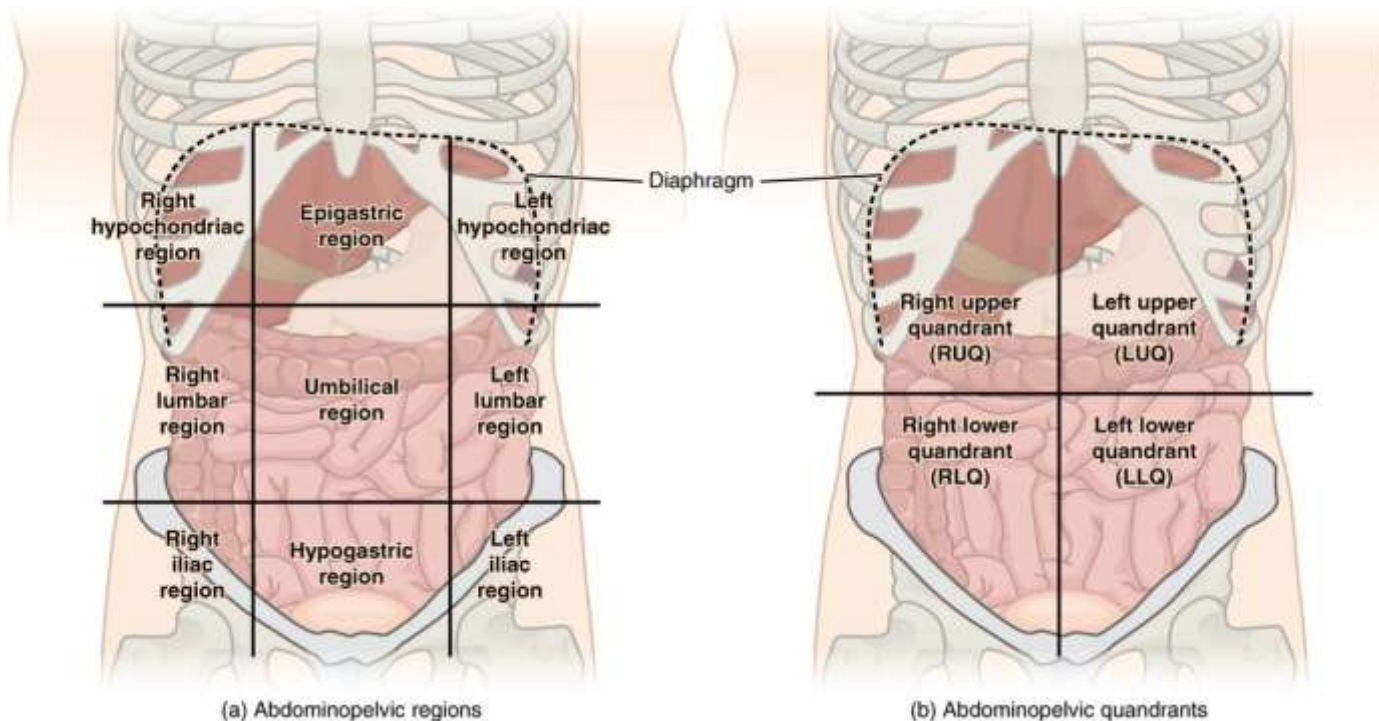


ABDOMINOPELVIC REGIONS AND QUADRANTS

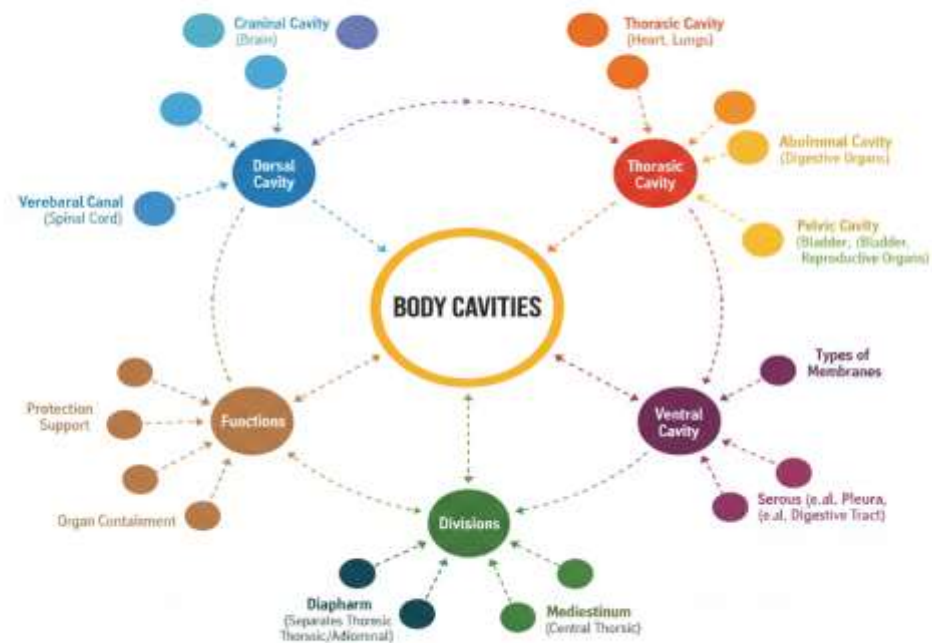


- **Quadrants (Simpler):** Right Upper, Left Upper, Right Lower, Left Lower. (Used for clinical diagnosis).
- **Regions (More Detailed - 9 Regions):** Right Hypochondriac, Epigastric, Left Hypochondriac, Right Lumbar, Umbilical, Left Lumbar, Right Iliac (Inguinal), Hypogastric (Pubic), Left Iliac (Inguinal). (Used for precise anatomical descriptions).

ABDOMINOPELVIC REGIONS AND QUADRANTS



SUMMARY



References

- Anatomy and Physiology 2e by OpenStax (2022): Discusses planes in Chapter 1, with illustrations of sagittal, coronal, and transverse planes.
- <https://openstax.org/books/anatomy-and-physiology-2e/pages/1-6-anatomical-terminology>
- <https://university.pressbooks.pub/test456/chapter/mapping-the-body/>