



# **SNS COLLEGE OF ENGINEERING**



**Kurumbapalayam(Po), Coimbatore - 641 107**

**Accredited by NAAC-UGC with 'A' Grade**


**Approved by AICTE, Recognized by UGC & Affiliated to Anna University, Chennai**

## **Department of Information Technology**

### **19CS204 OBJECT ORIENTED PROGRAMMING**

**I YEAR /II SEMESTER**

**Topic - Inheritance**





# Inheritance

- Inheritance defined as one class acquires the properties (methods and fields) of another class.
- Using inheritance, you can create a general class that defines traits common to a set of related items.
- Inheritance allows the properties of one class to be inherited by other class.
- A class that is inherited is called a superclass.
- The class that does the inheriting is called a subclass.
- Therefore, a subclass is a specialized version of a superclass. It inherits all of the members defined by the superclass and adds its own, unique elements.



# Inheritance



## Superclass

The class whose features are inherited is called as super class. It is also called as base class or parent class.

## Subclass


The class which inherits the features of other class is known as subclass or derived class or child class.

Inheritance supports code reusability. We can reuse the methods and fields of existing class when you create a new class.

Extends is the keyword used to inherit the properties of a class.



# Inheritance



Syntax

```
class super{
```


```
.....
```

```
}
```

```
class sub extends super {
```

```
....
```

```
}
```



# Inheritance

## Example

```
class A {
int i, j;
void showij() {
System.out.println("i and j: " + i + " " + j);
}
}
// Create a subclass by extending class A.
class B extends A {
int k;
void showk() {
System.out.println("k: " + k);
}
void sum() {
System.out.println("i+j+k: " + (i+j+k));
}
}
```

```
class SimpleInheritance {
public static void main(String args []) {
A superOb = new A();
B subOb = new B();
// The superclass may be used by itself.
superOb.i = 10;
superOb.j = 20;
System.out.println("Contents of superOb: ");
superOb.showij();
System.out.println();
/* The subclass has access to all public members of
its superclass. */
subOb.i = 7;
subOb.j = 8;
subOb.k = 9;
System.out.println("Contents of subOb: ");
subOb.showij();
subOb.showk();
System.out.println();
System.out.println("Sum of i, j and k in subOb:");
subOb.sum();
}
}
```



# Inheritance



The output from this program is shown here:

Contents of superOb:

i and j: 10 20

Contents of subOb:

i and j: 7 8


k: 9

Sum of i, j and k in subOb:

i+j+k: 24



# Inheritance – Member Access



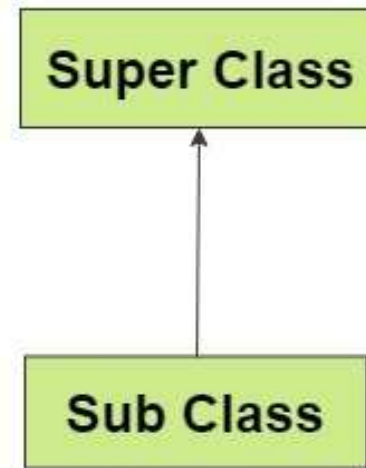
```
class A {
int i; // public by default
private int j; // private to A
void setij(int x, int y) {
i = x;
j = y;
}
}
// A's j is not accessible here.
class B extends A {
int total;
void sum() {
total = i + j; // ERROR, j is not accessible here
}
}
```

```
class Access {
public static void main(String args[]) {
B subOb = new B();
subOb.setij(10, 12);
subOb.sum();
System.out.println("Total is " + subOb.total);
}
}
```

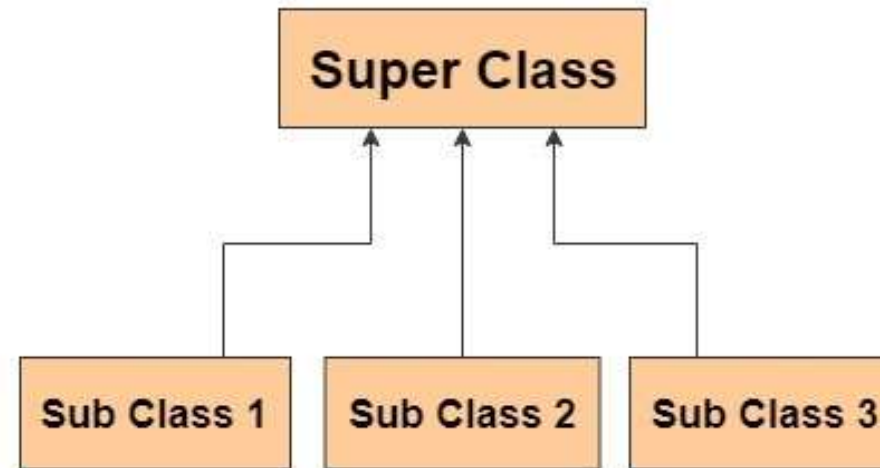


# Inheritance - Types

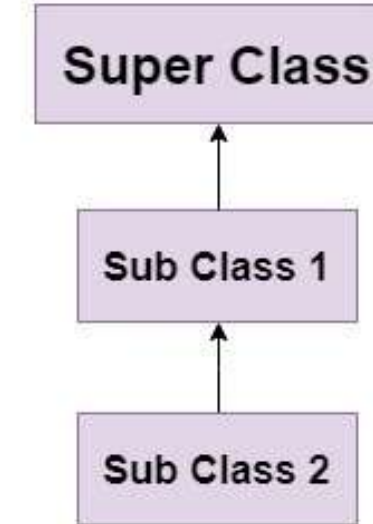
Single Inheritance



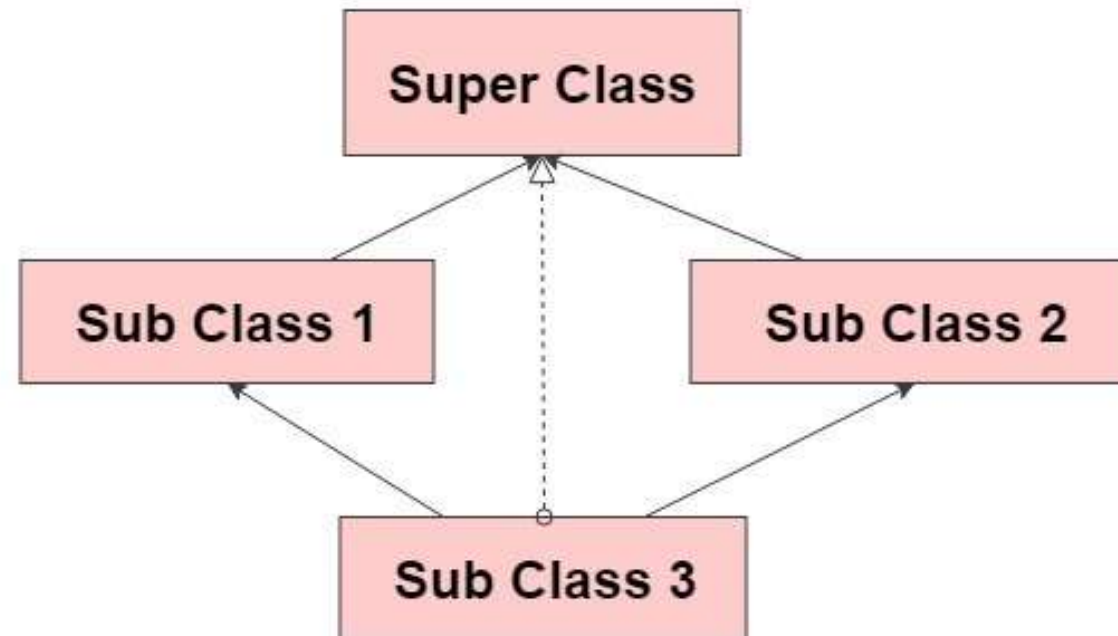
Hierarchial Inheritance



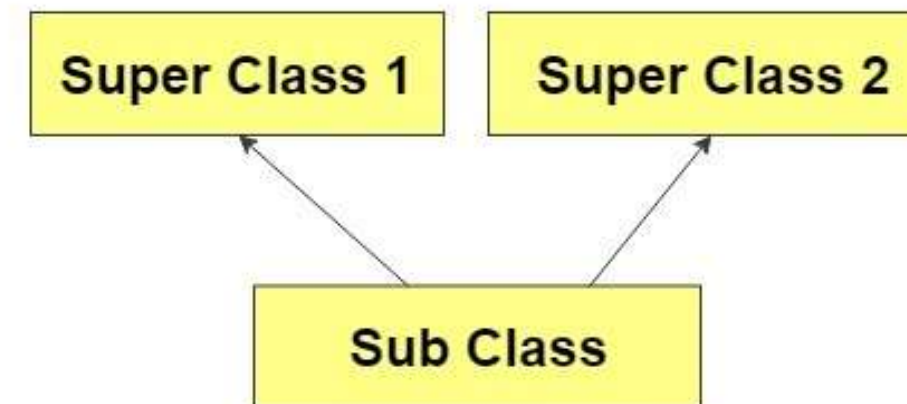
MultiLevel Inheritance



Hybrid Inheritance



Multiple Inheritance







**THANK YOU**